



# SPA RACING FESTIVAL

## FORD FIESTA SPRINT CUP NL & BE

### Results Booklet





## FORD FIESTA SPRINT CUP NL & BE SPA RACING FESTIVAL FREE PRACTICE 1

### Classification

Nr.	Driver	Nat	Team	Car		Time	Lap Total	Gap	Kph	
1	3	Liroy STUART	NL	Wensink Racing Team	FORD FIESTA	NL	3:03.190	7 10	- -	137.6
2	33	Laurens DE WIT	NL	Bas Koeten Racing	FORD FIESTA	NL	3:03.512	3 8	+0.322 +0.322	137.4
3	77	Daan PIJL	NL	Cor Euser Racing	FORD FIESTA	NL	3:03.774	10 10	+0.584 +0.262	137.2
4	44	Martin LEBURTON	B	Vanspringel Motorsport	FORD FIESTA	BE	3:04.809	8 9	+1.619 +1.035	136.4
5	6	Marcel DEKKER	NL	Dekker Racing	FORD FIESTA	NL	3:04.983	7 9	+1.793 +0.174	136.3
6	51	Lorenzo VAN RIET	NL	Ferry Monster Autosport	FORD FIESTA	NL	3:05.369	5 9	+2.179 +0.386	136.0
7	37	VAN DAALEN-KOETEN	NL	Technova College by BKR	FORD FIESTA	NL	3:05.527	7 8	+2.337 +0.158	135.9
8	12	Ayrton REDANT	B	QSR Racing School	FORD FIESTA	BE	3:05.618	8 8	+2.428 +0.091	135.8
9	24	Stienes LONGIN	B	FordStore Feyaerts	FORD FIESTA	BE	3:05.639	5 6	+2.449 +0.021	135.8
10	54	Rogier DE WIT	NL	Ferry Monster Autosport	FORD FIESTA	NL	3:05.669	8 9	+2.479 +0.030	135.8
11	52	STOX-GEERTS	NL	Stox Racing	FORD FIESTA	BE&NL	3:05.912	5 9	+2.722 +0.243	135.6
12	7	Jules GROUWELS	NL	Race Art by BKR	FORD FIESTA	NL	3:06.136	5 5	+2.946 +0.224	135.5
13	18	Yannick REDANT	B	QSR Racing School	FORD FIESTA	BE	3:06.212	8 8	+3.022 +0.076	135.4
14	30	Frank VAN LANGENDONCK	BE	Herroelen by GL Racing	FORD FIESTA	BE&NL	3:06.512	8 10	+3.322 +0.300	135.2
15	16	Domenique KRAAN	NL	KNAF-Deltion Academy by JKM	FORD FIESTA	NL	3:07.185	7 7	+3.995 +0.673	134.7
16	5	Ronald BEZUUR	NL	Dekker Racing	FORD FIESTA	NL	3:09.190	9 10	+6.000 +2.005	133.3
17	2	Thibault PARMENTIER	B	Team Floral	FORD FIESTA	BE	3:09.360	6 7	+6.170 +0.170	133.2
18	27	PAMPEL-DOUBEK	B	Belgium Driver Academy	FORD FIESTA	BE	3:09.463	7 9	+6.273 +0.103	133.1
19	96	BOULTON-SCHILDGEN		VR Racing	FORD FIESTA	NL	3:09.881	8 8	+6.691 +0.418	132.8
20	23	Jos VELDBOER	NL	Dekker Racing	FORD FIESTA	NL	3:11.186	5 5	+7.996 +1.305	131.9
21	8	Ruben VALCKENAERE	B	Team Floral	FORD FIESTA	BE	3:11.651	4 7	+8.461 +0.465	131.6
22	17	Paul SIELJES	NL	Stuart Racing Team	FORD FIESTA	NL	3:11.863	4 6	+8.673 +0.212	131.4
23	26	Jo VANDERSMISSEN	B	Herroelen Motors by Niels Lagrange	FORD FIESTA	BE	3:15.201	8 9	+12.011 +3.338	129.2
24	47	Jim RINGELBERG	NL	Ferry Monster Autosport	FORD FIESTA	NL	3:15.721	7 9	+12.531 +0.520	128.8
25	14	Jos SLEEGERS	NL	Johan Kraan Motorsport	FORD FIESTA	NL	3:21.730	7 8	+18.540 +6.009	125.0
26	4	Philippe HUART	B	EMG Motorsport	FORD FIESTA	BE				
27	9	Teun VAN DAM	NL	Dekker Racing	FORD FIESTA	NL				
28	11	RAPPANGE-RAPPANGE	NL	Bas Koeten Racing	FORD FIESTA	NL		4		
29	15	Loek HARTOG	NL	Bas Koeten Racing	FORD FIESTA	NL				
30	21	Martin BUSINARO	NL	Martin Businaro	FORD FIESTA	NL				
31	22	Glenn VAN BERLO	NL	JW Race Service	FORD FIESTA	NL				
32	32	Kenny HERREMANS	B	Team Floral	FORD FIESTA	BE				
33	40	Hanne TERIUM	BE	EMG Motorsport	FORD FIESTA	BE&NL		4		
34	43	Jens VERBESSELT	B	EMG Motorsport	FORD FIESTA	BE				


**Fastest Lap** | Lap 7 | Liroy STUART | **3:03.190** | 137.6 Kph

Published at: .....

Track Status: **DRY**

<b>Race Director</b>	<b>Stewards</b>	<b>Timekeeper:</b> Xavi Lozano JOB-0057-CAT
----------------------	-----------------	---






## FORD FIESTA SPRINT CUP NL & BE SPA RACING FESTIVAL FREE PRACTICE 1

### Best Sector Times

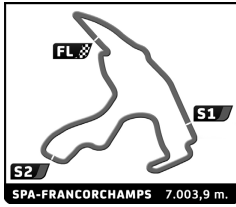
SECTOR 1			SECTOR 2		SECTOR 3					
Pos	Driver	Time	Driver	Time	Driver	Time	Pos	Driver	Ideal Lap	Best Lap
1	33 L.DE WIT	54.592	24 S.LONGIN	1:18.313	3 L.STUART	49.460	1	3 L.STUART	3:02.767	3:03.190 (1)
2	3 L.STUART	54.842	3 L.STUART	1:18.465	77 D.PIJL	49.586	2	33 L.DE WIT	3:03.130	3:03.512 (2)
3	77 D.PIJL	54.986	33 L.DE WIT	1:18.710	33 L.DE WIT	49.828	3	77 D.PIJL	3:03.523	3:03.774 (3)
4	37 VAN DAALEN-KOETEN	55.203	54 R.DE WIT	1:18.948	12 A.REDANT	49.966	4	6 M.DEKKER	3:04.501	3:04.983 (5)
5	6 M.DEKKER	55.372	77 D.PIJL	1:18.951	6 M.DEKKER	49.978	5	44 M.LEBURTON	3:04.779	3:04.809 (4)
6	51 L.VAN RIET	55.582	44 M.LEBURTON	1:19.011	37 VAN DAALEN-KOETEN	50.022	6	24 S.LONGIN	3:05.134	3:05.639 (9)
7	44 M.LEBURTON	55.593	6 M.DEKKER	1:19.151	30 F.VAN LANGENDONCK	50.063	7	51 L.VAN RIET	3:05.149	3:05.369 (6)
8	7 J.GROUWELS	55.645	51 L.VAN RIET	1:19.220	18 Y.REDANT	50.096	8	37 VAN DAALEN-KOETEN	3:05.305	3:05.527 (7)
9	52 STOX-GEERTS	55.655	52 STOX-GEERTS	1:19.513	44 M.LEBURTON	50.175	9	52 STOX-GEERTS	3:05.381	3:05.912 (11)
10	30 F.VAN LANGENDONCK	55.695	12 A.REDANT	1:19.551	27 PAMPEL-DOUBEK	50.182	10	54 R.DE WIT	3:05.404	3:05.669 (10)
11	18 Y.REDANT	55.721	18 Y.REDANT	1:19.903	52 STOX-GEERTS	50.213	11	12 A.REDANT	3:05.618	3:05.618 (8)
12	54 R.DE WIT	55.941	16 D.KRAAN	1:19.952	7 J.GROUWELS	50.216	12	18 Y.REDANT	3:05.720	3:06.212 (13)
13	2 T.PARMENTIER	56.057	37 VAN DAALEN-KOETEN	1:20.080	16 D.KRAAN	50.232	13	30 F.VAN LANGENDONCK	3:05.868	3:06.512 (14)
14	12 A.REDANT	56.101	30 F.VAN LANGENDONCK	1:20.110	51 L.VAN RIET	50.347	14	7 J.GROUWELS	3:06.063	3:06.136 (12)
15	24 S.LONGIN	56.180	7 J.GROUWELS	1:20.202	17 P.SIELJES	50.421	15	16 D.KRAAN	3:06.812	3:07.185 (15)
16	8 R.VALCKENAERE	56.554	17 P.SIELJES	1:20.324	54 R.DE WIT	50.515	16	2 T.PARMENTIER	3:07.294	3:09.360 (17)
17	27 PAMPEL-DOUBEK	56.600	2 T.PARMENTIER	1:20.425	24 S.LONGIN	50.641	17	17 P.SIELJES	3:07.747	3:11.863 (22)
18	16 D.KRAAN	56.628	96 BOULTON-SCHILDGEN	1:20.658	2 T.PARMENTIER	50.812	18	27 PAMPEL-DOUBEK	3:09.075	3:09.463 (18)
19	23 J.VELDBOER	56.863	5 R.BEZUUR	1:21.151	5 R.BEZUUR	50.892	19	5 R.BEZUUR	3:09.175	3:09.190 (16)
20	17 P.SIELJES	57.002	8 R.VALCKENAERE	1:22.132	47 J.RINGELBERG	51.332	20	96 BOULTON-SCHILDGEN	3:09.607	3:09.881 (19)
21	5 R.BEZUUR	57.132	27 PAMPEL-DOUBEK	1:22.293	96 BOULTON-SCHILDGEN	51.486	21	8 R.VALCKENAERE	3:10.575	3:11.651 (21)
22	96 BOULTON-SCHILDGEN	57.463	23 J.VELDBOER	1:22.646	26 J.VANDERSMISSEN	51.563	22	23 J.VELDBOER	3:11.186	3:11.186 (20)
23	26 J.VANDERSMISSEN	57.745	47 J.RINGELBERG	1:23.349	23 J.VELDBOER	51.677	23	47 J.RINGELBERG	3:13.341	3:15.721 (24)
24	47 J.RINGELBERG	58.660	26 J.VANDERSMISSEN	1:25.844	8 R.VALCKENAERE	51.889	24	26 J.VANDERSMISSEN	3:15.152	3:15.201 (23)
25	14 J.SLEEGERS	59.064	14 J.SLEEGERS	1:25.963	14 J.SLEEGERS	54.505	25	14 J.SLEEGERS	3:19.532	3:21.730 (25)
26	40 H.TERIUUM	1:15.771	11 RAPPANGE-RAPPANGE	1:38.584	40 H.TERIUUM	1:10.160	26	40 H.TERIUUM	4:07.256	
27	11 RAPPANGE-RAPPANGE	1:45.500	40 H.TERIUUM	1:41.325	11 RAPPANGE-RAPPANGE	1:28.413	27	11 RAPPANGE-RAPPANGE	4:52.497	



## FORD FIESTA SPRINT CUP NL & BE SPA RACING FESTIVAL FREE PRACTICE 1

### Best Top Speeds


Driver	Team		Top 1		Top 2		Top 3		Top 4		Top 5		Avg
			Kph	Lap	Kph	Lap	Kph	Lap	Kph	Lap	Kph	Lap	
3 Liroy STUART	Wensink Racing Team	NL	<b>181.2</b>	8	179.1	6	179.1	3	177.6	7	173.4	10	178,1
6 Marcel DEKKER	Dekker Racing	NL	<b>179.4</b>	4	174.5	6	172.5	7	172.2	5	172.0	3	174,1
33 Laurens DE WIT	Bas Koeten Racing	NL	<b>177.3</b>	2	176.8	5	174.8	3	173.9	6	173.4	4	175,2
77 Daan PIJL	Cor Euser Racing	NL	<b>177.3</b>	10	175.9	7	173.9	9	173.6	8	173.4	2	174,8
27 PAMPEL-DOUBEK	Belgium Driver Academy	BE	<b>177.0</b>	7	173.6	6	171.2	9	168.7	5	168.0	8	171,7
37 VAN DAALEN-KOETEN	Technova College by BKR	NL	<b>176.2</b>	6	176.2	7	175.9	4	174.5	3	172.5	2	175,1
18 Yannick REDANT	QSR Racing School	BE	<b>175.9</b>	5	175.3	6	175.3	7	174.5	8	169.3	4	174,1
2 Thibault PARMENTIER	Team Floral	BE	<b>175.3</b>	7	173.6	6	171.4	5	169.8	4	165.9	3	171,2
51 Lorenzo VAN RIET	Ferry Monster Autosport	NL	<b>175.3</b>	4	173.6	3	173.4	7	172.2	6	171.7	5	173,2
52 STOX-GEERTS	Stox Racing	BE&NL	<b>175.3</b>	5	173.9	6	172.8	4	169.8	3	169.8	8	172,3
12 Ayrton REDANT	QSR Racing School	BE	<b>174.8</b>	3	174.5	8	173.6	7	172.2	4	172.0	6	173,4
30 Frank VAN LANGENDONCK	Herroelen by GL Racing	BE&NL	<b>174.2</b>	3	173.9	7	171.7	4	171.4	8	170.9	6	172,4
7 Jules GROUWELS	Race Art by BKR	NL	<b>173.6</b>	5	172.0	3	161.4	4	76.4	2	59.8	1	128,6
5 Ronald BEZUUR	Dekker Racing	NL	<b>172.8</b>	9	171.7	10	170.6	7	169.0	8	168.5	2	170,5
44 Martin LEBURTON	Vanspringel Motorsport	BE	<b>172.8</b>	4	172.8	7	172.5	9	172.0	8	171.4	3	172,3
23 Jos VELDBOER	Dekker Racing	NL	<b>172.5</b>	5	171.7	2	169.5	4	168.7	3	112.1	1	158,9
54 Rogier DE WIT	Ferry Monster Autosport	NL	<b>172.2</b>	4	172.2	5	171.4	3	170.6	8	170.1	9	171,3
26 Jo VANDERSMISSEN	Herroelen Motors by Niels Lagrange	BE	<b>172.0</b>	8	169.3	9	168.7	7	167.4	5	167.4	6	169,0
96 BOULTON-SCHILDGEN	VR Racing	NL	<b>172.0</b>	7	170.6	8	168.5	6	168.0	5	166.2	2	169,1
16 Dominique KRAAN	KNAF-Deltion Academy by JKM	NL	<b>171.7</b>	7	171.4	4	170.3	6	167.7	3	166.4	2	169,5
17 Paul SIELJES	Stuart Racing Team	NL	<b>171.4</b>	5	169.3	6	168.7	4	168.2	3	152.8	2	166,1
24 Stienes LONGIN	FordStore Feyaerts	BE	<b>170.3</b>	6	170.1	4	170.1	5	169.5	2	169.5	3	169,9
8 Ruben VALCKENAERE	Team Floral	BE	<b>170.1</b>	5	169.8	4	166.9	7	150.2	6	103.8	2	152,2
14 Jos SLEEGERS	Johan Kraan Motorsport	NL	<b>168.0</b>	6	165.4	3	164.1	4	162.9	8	161.7	5	164,4
47 Jim RINGELBERG	Ferry Monster Autosport	NL	<b>167.7</b>	9	166.9	2	166.9	4	166.9	7	166.9	8	167,1
11 RAPPANGE-RAPPANGE	Bas Koeten Racing	NL	<b>130.6</b>	2	97.9	1	78.2	4	76.6	3			95,8
40 Hanne TERIUM	EMG Motorsport	BE&NL	<b>113.3</b>	4	103.3	3	85.2	2	61.8	1			90,9
4 Philippe HUART	EMG Motorsport	BE											
9 Teun VAN DAM	Dekker Racing	NL											
15 Loek HARTOG	Bas Koeten Racing	NL											
32 Kenny HERREMANS	Team Floral	BE											
43 Jens VERBESSELT	EMG Motorsport	BE											
22 Glenn VAN BERLO	JW Race Service	NL											
21 Martin BUSINARO	Martin Businaro	NL											



## FORD FIESTA SPRINT CUP NL & BE SPA RACING FESTIVAL FREE PRACTICE 1

### Fastest Lap Sequence

Practice Time	Driver	Team	Car	Class	Time	Kph	Lap
6:14.393	<b>24 Stienes LONGIN</b>	FordStore Feyaerts	FORD FIESTA	BE	<b>3:06.007</b>	135.6	2
8:32.353	<b>33 Laurens DE WIT</b>	Bas Koeten Racing	FORD FIESTA	NL	<b>3:04.613</b>	136.6	2
11:35.865	<b>33 Laurens DE WIT</b>	Bas Koeten Racing	FORD FIESTA	NL	<b>3:03.512</b>	137.4	3
22:38.733	<b>3 Liroy STUART</b>	Wensink Racing Team	FORD FIESTA	NL	<b>3:03.190</b>	137.6	7




## FORD FIESTA SPRINT CUP NL & BE SPA RACING FESTIVAL FREE PRACTICE 1

### Analysis

■ Personal Best 
 ■ Session Best 
 ■ Crossing the finish line in pit lane

Lap	Time	Sector 1	Sector 2	Sector 3	T. Spd	Elapsed	Lap	Time	Sector 1	Sector 2	Sector 3	T. Spd	Elapsed
<b>2</b>	<b>Thibault PARMENTIER</b>						B						
Team Floral						FORD FIESTA							
1	5:40.139	2:04.844	2:01.697	1:33.598	85.5	5:40.139							
2	4:19.861 <b>B</b>	1:10.964	1:32.790	1:36.107	94.9	10:00.000							
3	4:23.026	2:08.538	1:21.957	52.531	165.9	14:23.026							
4	8:03.081	56.821	1:47.716	5:18.544	169.8	22:26.107							
5	3:25.932	56.670	1:21.514	1:07.748	171.4	25:52.039							
6	<b>3:09.360</b>	58.123	<b>1:20.425</b>	<b>50.812</b>	173.6	29:01.399							
7	3:10.010	<b>56.057</b>	1:22.622	51.331	175.3	32:11.409							
<b>3</b>	<b>Liroy STUART</b>						NL						
Wensink Racing Team						FORD FIESTA							
1	3:51.120	1:28.455	1:29.269	53.396	149.2	3:51.120							
2	3:10.337	57.403	1:22.551	50.383	162.7	7:01.457							
3	3:05.235	55.215	1:19.897	50.123	179.1	10:06.692							
4	3:06.923	55.870	1:20.415	50.638	172.2	13:13.615							
5	3:10.910	56.080	1:20.287	54.543	171.2	16:24.525							
6	3:11.018	55.261	1:22.603	53.154	179.1	19:35.543							
7	<b>3:03.190</b>	<b>55.265</b>	<b>1:18.465</b>	<b>49.460</b>	177.6	22:38.733							
8	3:03.701	<b>54.842</b>	1:19.180	49.679	181.2	25:42.434							
9	3:04.344	55.515	1:18.656	50.173	173.1	28:46.778							
10	3:04.112	55.233	1:18.857	50.022	173.4	31:50.890							
<b>5</b>	<b>Ronald BEZUIJER</b>						NL						
Dekker Racing						FORD FIESTA							
1	4:00.572	1:31.754	1:34.224	54.594	113.4	4:00.572							
2	3:14.800	58.269	1:24.867	51.664	168.5	7:15.372							
3	3:15.127	57.912	1:24.089	53.126	165.1	10:30.499							
4	3:15.257	58.573	1:23.391	53.293	168.0	13:45.756							
5	3:13.788	57.803	1:24.107	51.878	161.4	16:59.544							
6	3:11.302	58.067	1:22.343	<b>50.892</b>	168.0	20:10.846							
7	3:11.296	57.898	1:22.099	51.299	170.6	23:22.142							
8	3:11.615	57.785	1:22.221	51.609	169.0	26:33.757							
9	<b>3:09.190</b>	<b>57.132</b>	<b>1:21.151</b>	50.907	172.8	29:42.947							
10	3:10.626	57.270	1:21.904	51.452	171.7	32:53.573							
<b>6</b>	<b>Marcel DEKKER</b>						NL						
Dekker Racing						FORD FIESTA							
1	3:51.641	1:27.885	1:31.000	52.756	144.0	3:51.641							
2	3:09.312	56.779	1:21.674	50.859	168.7	7:00.953							
3	3:06.201	55.703	1:20.365	50.133	172.0	10:07.154							
4	3:38.956 <b>B</b>	<b>55.372</b>	1:44.082	59.502	179.4	13:46.110							
5	4:59.039	2:48.177	1:20.884	<b>49.978</b>	172.2	18:45.149							
6	3:06.732	55.729	1:20.826	50.177	174.5	21:51.881							
7	<b>3:04.983</b>	55.509	1:19.428	50.046	172.5	24:56.864							
8	3:05.690	55.652	1:19.564	50.474	171.7	28:02.554							
9	3:05.655	55.677	<b>1:19.151</b>	50.827	170.9	31:08.209							
<b>7</b>	<b>Jules GROUWELS</b>						NL						
Race Art by BKR						FORD FIESTA							
1	6:01.957 <b>B</b>	2:13.401	2:23.643	1:24.913	59.8	6:01.957							
2	14:59.629	...	1:51.741	53.204	76.4	21:01.586							
3	3:13.100	57.469	1:23.836	51.795	172.0	24:14.686							
4	3:06.815	56.070	1:20.529	<b>50.216</b>	161.4	27:21.501							
5	<b>3:06.136</b>	<b>55.645</b>	<b>1:20.202</b>	50.289	173.6	30:27.637							
<b>8</b>	<b>Ruben VALCKENAERE</b>						B						
Team Floral						FORD FIESTA							
1	6:01.893	2:18.594	2:17.088	1:26.211	72.2	6:01.893							
2	4:20.823	1:27.500	1:52.547	1:00.776	103.8	10:22.716							
3	9:16.373	1:14.707	1:31.958	6:29.708	79.3	19:39.089							
4	<b>3:11.651</b>	56.750	<b>1:22.132</b>	52.769	169.8	22:50.740							
5	3:27.559	<b>56.554</b>	1:33.217	57.788	170.1	26:18.299							
6	3:22.802	1:04.813	1:25.760	52.229	150.2	29:41.101							
7	3:13.446	56.744	1:24.813	<b>51.889</b>	166.9	32:54.547							
<b>11</b>	<b>RAPPANGE-RAPPANGE</b>						NL						
Bas Koeten Racing						FORD FIESTA							
1	5:30.806	2:02.862	1:59.531	<b>1:28.413</b>	97.9	5:30.806							
2	5:10.503 <b>B</b>	<b>1:45.500</b>	2:07.318	1:17.685	130.6	10:41.309							
3	6:32.929 <b>B</b>	3:43.877	1:39.011	1:10.041	76.6	17:14.238							
4	12:46.383 <b>B</b>	9:57.094	<b>1:38.584</b>	1:10.705	78.2	30:00.621							
<b>12</b>	<b>Ayrton REDANT</b>						B						
QSR Racing School						FORD FIESTA							
1	5:37.379	2:22.651	2:05.163	1:09.565	74.6	5:37.379							
2	3:20.564	1:01.593	1:26.911	52.060	171.4	8:57.943							
3	3:14.148	58.159	1:24.639	51.350	174.8	12:12.091							
4	3:11.401	57.889	1:22.182	51.330	172.2	15:23.492							
5	3:28.817 <b>B</b>	56.849	1:31.487	1:00.481	170.9	18:52.309							
6	5:10.867	2:54.650	1:25.195	51.022	172.0	24:03.176							
7	3:07.958	56.830	1:20.980	50.148	173.6	27:11.134							
8	<b>3:05.618</b>	<b>56.101</b>	<b>1:19.551</b>	<b>49.966</b>	174.5	30:16.752							
<b>14</b>	<b>Jos SLEEGERS</b>						NL						
Johan Kraan Motorsport						FORD FIESTA							
1	5:35.243	2:21.401	2:05.551	1:08.291	77.3	5:35.243							
2	3:39.135	1:03.563	1:34.820	1:00.752	160.7	9:14.378							
3	3:29.042	1:01.529	1:30.631	56.882	165.4	12:43.420							
4	3:37.468	1:01.042	1:36.270	1:00.156	164.1	16:20.888							
5	3:27.443	1:03.788	1:28.796	54.859	161.7	19:48.331							
6	3:21.773	<b>59.064</b>	1:27.876	54.833	168.0	23:10.104							
7	<b>3:21.730</b>	1:00.579	1:26.646	<b>54.505</b>	150.2	26:31.834							
8	3:31.156 <b>B</b>	59.478	<b>1:25.963</b>	1:05.715	162.9	30:02.990							
<b>16</b>	<b>Domenique KRAAN</b>						NL						
KNAF-Deltion Academy by JKM						FORD FIESTA							
1	5:31.729	2:25.262	2:03.487	1:02.980	73.1	5:31.729							
2	3:12.187	59.448	1:21.907	50.832	166.4	8:43.916							
3	3:09.100	58.345	1:19.977	50.778	167.7	11:53.016							
4	7:26.985 <b>B</b>	<b>56.628</b>	4:54.657	1:35.700	171.4	19:20.001							
5	6:29.606	3:51.138	1:47.009	51.459	162.2	25:49.607							
6	3:10.169	58.108	1:21.788	50.273	170.3	28:59.776							
7	<b>3:07.185</b>	57.001	<b>1:19.952</b>	<b>50.232</b>	171.7	32:06.961							
<b>17</b>	<b>Paul SIELJES</b>						NL						
Stuart Racing Team						FORD FIESTA							
1	4:40.047	1:46.034	1:47.096	1:06.917	99.6	4:40.047							
2	7:56.219	1:01.714	1:33.550	5:20.955	152.8	12:36.266							
3	3:13.635	58.302	1:23.281	52.052	168.2	15:49.901							
4	<b>3:11.863</b>	57.948	1:22.305	51.610	168.7	19:01.764							
5	3:14.416	57.228	1:24.297	52.891	171.4	22:16.180							






## FORD FIESTA SPRINT CUP NL & BE SPA RACING FESTIVAL FREE PRACTICE 1

### Analysis

■ Personal Best ■ Session Best ■ Crossing the finish line in pit lane

Lap	Time	Sector 1	Sector 2	Sector 3	T. Spd	Elapsed	Lap	Time	Sector 1	Sector 2	Sector 3	T. Spd	Elapsed
6	3:13.768	57.002	1:26.345	50.421	169.3	25:29.948	2	3:13.187	59.634	1:22.634	50.919	167.7	7:17.251
<b>18</b> Yannick REDANT <span style="float: right;">B</span>							3	3:10.532	56.137	1:22.004	52.391	174.2	10:27.783
QSR Racing School <span style="float: right;">FORD FIESTA</span>							4	3:09.881	56.440	1:23.084	50.357	171.7	13:37.664
1	5:37.495	2:23.810	2:04.545	1:09.140	73.5	5:37.495	5	3:08.020	56.456	1:20.846	50.718	170.9	16:45.684
2	3:16.690	59.835	1:24.357	52.498	169.0	8:54.185	6	3:06.792	56.083	1:20.622	50.087	170.9	19:52.476
3	3:11.564	58.224	1:21.983	51.357	166.7	12:05.749	7	3:07.954	55.695	1:22.196	50.063	173.9	23:00.430
4	3:08.073	56.463	1:21.514	50.096	169.3	15:13.822	8	3:06.512	56.027	1:20.177	50.308	171.4	26:06.942
5	3:09.403	56.224	1:22.617	50.562	175.9	18:23.225	9	3:06.798	56.197	1:20.110	50.491	170.9	29:13.740
6	3:06.503	55.792	1:20.455	50.256	175.3	21:29.728	10	3:07.223	56.305	1:20.449	50.469	170.3	32:20.963
7	8:04.732	55.721	1:19.903	5:49.108	175.3	29:34.460	<b>33</b> Laurens DE WIT <span style="float: right;">NL</span>						
8	3:06.212	55.863	1:20.115	50.234	174.5	32:40.672	Bas Koeten Racing <span style="float: right;">FORD FIESTA</span>						
<b>23</b> Jos VELDBOER <span style="float: right;">NL</span>							1	5:27.740	1:51.733	2:08.509	1:27.498	72.4	5:27.740
Dekker Racing <span style="float: right;">FORD FIESTA</span>							2	3:04.613	55.163	1:19.622	49.828	177.3	8:32.353
1	4:01.828	1:32.403	1:34.160	55.265	112.1	4:01.828	3	3:03.512	54.592	1:18.962	49.958	174.8	11:35.865
2	3:14.938	58.489	1:24.599	51.850	171.7	7:16.766	4	3:05.377	55.187	1:19.234	50.956	173.4	14:41.242
3	3:16.476	58.255	1:24.820	53.401	168.7	10:33.242	5	3:11.089	54.840	1:22.306	53.943	176.8	17:52.331
4	3:16.494	58.918	1:25.720	51.856	169.5	13:49.736	6	3:14.709 <span style="color: blue;">B</span>	56.356	1:20.597	57.756	173.9	21:07.040
5	3:11.186	56.863	1:22.646	51.677	172.5	17:00.922	7	6:26.974	4:16.880	1:19.675	50.419	171.4	27:34.014
<b>24</b> Stienes LONGIN <span style="float: right;">B</span>							8	3:04.082	55.329	1:18.710	50.043	172.5	30:38.096
FordStore Feayaerts <span style="float: right;">FORD FIESTA</span>							<b>37</b> VAN DAALEN-KOETEN <span style="float: right;">NL</span>						
1	3:08.386	55.281	1:22.082	51.023	163.4	3:08.386	Technova College by BKR <span style="float: right;">FORD FIESTA</span>						
2	3:06.007	56.322	1:18.832	50.853	169.5	6:14.393	1	5:48.329	2:15.296	2:08.092	1:24.941	84.9	5:48.329
3	3:10.865 <span style="color: blue;">B</span>	56.180	1:18.448	56.237	169.5	9:25.258	2	3:11.724	56.708	1:24.606	50.410	172.5	9:00.053
4	14:47.437	...	1:21.166	50.838	170.1	24:12.695	3	3:06.420	55.570	1:20.763	50.087	174.5	12:06.473
5	3:05.639	56.685	1:18.313	50.641	170.1	27:18.334	4	3:12.570 <span style="color: blue;">B</span>	55.504	1:20.746	56.320	175.9	15:19.043
6	3:08.196	56.566	1:19.595	52.035	170.3	30:26.530	5	4:50.413	2:38.298	1:21.868	50.247	171.4	20:09.456
<b>26</b> Jo VANDERSMISSEN <span style="float: right;">B</span>							6	3:05.732	55.291	1:20.419	50.022	176.2	23:15.188
Herroelen Motors by Niels Lagrange <span style="float: right;">FORD FIESTA</span>							7	3:05.527	55.203	1:20.080	50.244	176.2	26:20.715
1	4:43.779	1:33.325	1:58.878	1:11.576	91.5	4:43.779	8	3:13.161 <span style="color: blue;">B</span>	55.437	1:20.349	57.375	167.4	29:33.876
2	3:34.838	1:05.480	1:33.801	55.557	139.9	8:18.617	<b>40</b> Hanne TERIUM <span style="float: right;">BE</span>						
3	3:25.623	1:00.659	1:30.666	54.298	166.9	11:44.240	EMG Motorsport <span style="float: right;">FORD FIESTA</span>						
4	3:23.631	1:00.520	1:29.356	53.755	167.2	15:07.871	1	6:01.334	2:10.940	2:17.170	1:33.224	61.8	6:01.334
5	3:25.480	59.904	1:31.492	54.084	167.4	18:33.351	2	4:47.526 <span style="color: blue;">B</span>	1:34.177	1:49.194	1:24.155	85.2	10:48.860
6	3:22.162	59.554	1:29.917	52.691	167.4	21:55.513	3	13:44.591	...	1:42.106	1:10.160	103.3	24:33.451
7	3:17.164	58.659	1:26.294	52.211	168.7	25:12.677	4	4:14.393 <span style="color: blue;">B</span>	1:15.771	1:41.325	1:17.297	113.3	28:47.844
8	3:15.201	57.745	1:25.893	51.563	172.0	28:27.878	<b>44</b> Martin LEBURTON <span style="float: right;">B</span>						
9	3:19.041	58.329	1:25.844	54.868	169.3	31:46.919	Vanspringel Motorsport <span style="float: right;">FORD FIESTA</span>						
<b>27</b> PAMPEL-DOUBEK <span style="float: right;">B</span>							1	4:17.742	1:42.250	1:37.018	58.474	79.9	4:17.742
Belgium Driver Academy <span style="float: right;">FORD FIESTA</span>							2	3:09.256	57.184	1:21.256	50.816	169.5	7:26.998
1	5:37.000	2:19.881	2:04.725	1:12.394	71.9	5:37.000	3	3:07.007	56.348	1:20.029	50.630	171.4	10:34.005
2	3:36.701	1:06.096	1:31.988	58.617	139.5	9:13.701	4	3:17.145 <span style="color: blue;">B</span>	58.539	1:20.610	57.996	172.8	13:51.150
3	3:23.111	1:00.865	1:26.765	55.481	152.3	12:36.812	5	4:11.106	1:58.062	1:21.640	51.404	170.6	18:02.256
4	3:17.793	59.837	1:25.311	52.645	155.4	15:54.605	6	3:06.674	56.293	1:19.846	50.535	171.2	21:08.930
5	3:14.702	57.998	1:24.226	52.478	168.7	19:09.307	7	3:05.277	56.014	1:19.088	50.175	172.8	24:14.207
6	3:10.450	56.600	1:22.413	51.437	173.6	22:19.757	8	3:04.809	55.593	1:19.011	50.205	172.0	27:19.016
7	3:09.463	56.614	1:22.667	50.182	177.0	25:29.220	9	3:26.724 <span style="color: blue;">B</span>	55.783	1:26.890	1:04.051	172.5	30:45.740
8	3:12.510	59.185	1:22.293	51.032	168.0	28:41.730	<b>47</b> Jim RINGELBERG <span style="float: right;">NL</span>						
9	3:10.689	57.148	1:23.096	50.445	171.2	31:52.419	Ferry Monster Autosport						
<b>30</b> Frank VAN LANGENDONCK <span style="float: right;">BE</span>							1	4:06.501	1:34.861	1:35.765	55.875	113.1	4:06.501
Herroelen by GL Racing <span style="float: right;">FORD FIESTA</span>							2	3:21.807	1:00.074	1:27.280	54.453	166.9	7:28.308
1	4:04.064	1:21.496	1:39.887	1:02.681	57.7	4:04.064	3	3:16.856	58.864	1:25.589	52.403	165.4	10:45.164
							4	3:17.880	59.136	1:25.750	52.994	166.9	14:03.044





## FORD FIESTA SPRINT CUP NL & BE SPA RACING FESTIVAL FREE PRACTICE 1

### Analysis

■ Personal Best ■ Session Best B Crossing the finish line in pit lane

Lap	Time	Sector 1	Sector 2	Sector 3	T. Spd	Elapsed	Lap	Time	Sector 1	Sector 2	Sector 3	T. Spd	Elapsed
5	3:18.451	58.759	1:25.949	53.743	166.4	17:21.495	1	5:50.161	3:10.057	1:31.459	1:08.645	156.7	5:50.161
6	3:18.273	58.767	1:26.664	52.842	165.6	20:39.768	2	3:22.056	1:00.354	1:25.295	56.407	166.2	9:12.217
7	<b>3:15.721</b>	59.077	1:24.411	52.233	166.9	23:55.489	3	3:24.554 B	59.811	1:23.181	1:01.562	163.6	12:36.771
8	3:18.404	<b>58.660</b>	1:23.421	56.323	166.9	27:13.893	4	6:43.258	4:24.932	1:25.072	53.254	165.6	19:20.029
9	3:40.463	1:25.782	<b>1:23.349</b>	<b>51.332</b>	167.7	30:54.356	5	3:13.909	58.680	1:22.992	52.237	168.0	22:33.938
<b>51</b> Lorenzo VAN RIET NL Ferry Monster Autosport FORD FIESTA							6	3:12.854	58.040	1:22.664	52.150	168.5	25:46.792
1	3:55.534	1:25.836	1:35.532	54.166	128.7	3:55.534	7	3:10.004	<b>57.463</b>	1:21.055	<b>51.486</b>	172.0	28:56.796
2	3:14.553	58.441	1:23.633	52.479	170.1	7:10.087	8	<b>3:09.881</b>	57.484	<b>1:20.658</b>	51.739	170.6	32:06.677
3	3:10.400	56.128	1:21.068	53.204	173.6	10:20.487							
4	3:07.050	<b>55.582</b>	1:20.884	50.584	175.3	13:27.537							
5	<b>3:05.369</b>	55.802	<b>1:19.220</b>	<b>50.347</b>	171.7	16:32.906							
6	3:09.126	55.692	1:21.133	52.301	172.2	19:42.032							
7	3:06.795	55.586	1:20.824	50.385	173.4	22:48.827							
8	3:18.023 B	56.279	1:20.011	1:01.733	170.9	26:06.850							
9	4:35.649	2:25.112	1:19.952	50.585	170.6	30:42.499							

1	3:55.534	1:25.836	1:35.532	54.166	128.7	3:55.534
2	3:14.553	58.441	1:23.633	52.479	170.1	7:10.087
3	3:10.400	56.128	1:21.068	53.204	173.6	10:20.487
4	3:07.050	<b>55.582</b>	1:20.884	50.584	175.3	13:27.537
5	<b>3:05.369</b>	55.802	<b>1:19.220</b>	<b>50.347</b>	171.7	16:32.906
6	3:09.126	55.692	1:21.133	52.301	172.2	19:42.032
7	3:06.795	55.586	1:20.824	50.385	173.4	22:48.827
8	3:18.023 B	56.279	1:20.011	1:01.733	170.9	26:06.850
9	4:35.649	2:25.112	1:19.952	50.585	170.6	30:42.499

<b>52</b> STOX-GEERTS NL Stox Racing FORD FIESTA						
1	3:53.361	1:20.633	1:35.880	56.848	89.2	3:53.361
2	3:14.309	58.918	1:23.975	51.416	168.2	7:07.670
3	3:12.137	56.546	1:22.186	53.405	169.8	10:19.807
4	3:08.248	56.184	1:21.328	50.736	172.8	13:28.055
5	<b>3:05.912</b>	<b>55.655</b>	1:20.044	<b>50.213</b>	175.3	16:33.967
6	3:14.187 B	55.852	1:20.531	57.804	173.9	19:48.154
7	5:23.577	3:10.824	1:21.556	51.197	168.0	25:11.731
8	3:07.506	56.223	1:20.285	50.998	169.8	28:19.237
9	3:06.551	56.178	<b>1:19.513</b>	50.860	168.7	31:25.788


<b>54</b> Rogier DE WIT NL Ferry Monster Autosport FORD FIESTA						
1	4:21.549	1:31.207	1:56.260	54.082	116.0	4:21.549
2	3:11.774	57.632	1:23.293	50.849	166.9	7:33.323
3	3:08.139	56.014	1:21.495	50.630	171.4	10:41.462
4	3:07.383	56.020	1:20.767	50.596	172.2	13:48.845
5	3:08.741	<b>55.941</b>	1:21.488	51.312	172.2	16:57.586
6	3:09.766	59.279	1:19.807	50.680	164.6	20:07.352
7	3:06.596	56.596	1:19.124	50.876	169.5	23:13.948
8	<b>3:05.669</b>	56.206	<b>1:18.948</b>	<b>50.515</b>	170.6	26:19.617
9	3:19.254 B	56.263	1:20.071	1:02.920	170.1	29:38.871

<b>77</b> Daan PIJL NL Cor Euser Racing FORD FIESTA						
1	3:52.411	1:28.242	1:31.459	52.710	145.2	3:52.411
2	3:08.266	56.819	1:21.487	49.960	173.4	7:00.677
3	3:08.767	56.098	1:22.245	50.424	164.6	10:09.444
4	3:06.859	55.515	1:20.842	50.502	172.2	13:16.303
5	3:07.603	55.691	1:20.360	51.552	171.7	16:23.906
6	3:12.285	55.851	1:22.062	54.372	170.3	19:36.191
7	3:05.295	55.741	1:19.391	50.163	175.9	22:41.486
8	3:04.052	55.309	1:19.157	<b>49.586</b>	173.6	25:45.538
9	3:04.756	55.343	1:19.368	50.045	173.9	28:50.294
10	<b>3:03.774</b>	<b>54.986</b>	<b>1:18.951</b>	49.837	177.3	31:54.068

<b>96</b> BOULTON-SCHILDGEN VR Racing FORD FIESTA						
--	--	--	--	--	--	--







## FORD FIESTA SPRINT CUP NL & BE SPA RACING FESTIVAL FREE PRACTICE 2

### Classification

Nr.	Driver	Nat	Team	Car		Time	Lap Total	Gap	Kph
1	32 Kenny HERREMANS	B	Team Floral	FORD FIESTA	BE	<b>2:20.432</b>	3 6	-	<b>179.5</b>
2	24 Stienes LONGIN	B	FordStore Feyaerts	FORD FIESTA	BE	<b>3:03.367</b>	4 6	+42.935+42.935	<b>137.5</b>
3	77 Daan PIJL	NL	Cor Euser Racing	FORD FIESTA	NL	<b>3:03.695</b>	5 6	+43.263 +0.328	<b>137.3</b>
4	33 Laurens DE WIT	NL	Bas Koeten Racing	FORD FIESTA	NL	<b>3:03.906</b>	4 6	+43.474 +0.211	<b>137.1</b>
5	44 Martin LEBURTON	B	Vanspringel Motorsport	FORD FIESTA	BE	<b>3:04.098</b>	6 6	+43.666 +0.192	<b>137.0</b>
6	6 Marcel DEKKER	NL	Dekker Racing	FORD FIESTA	NL	<b>3:04.590</b>	6 6	+44.158 +0.492	<b>136.6</b>
7	15 Loek HARTOG	NL	Bas Koeten Racing	FORD FIESTA	NL	<b>3:04.961</b>	3 5	+44.529 +0.371	<b>136.3</b>
8	3 Liray STUART	NL	Wensink Racing Team	FORD FIESTA	NL	<b>3:05.083</b>	6 6	+44.651 +0.122	<b>136.2</b>
9	22 Glenn VAN BERLO	NL	JW Race Service	FORD FIESTA	NL	<b>3:05.118</b>	5 5	+44.686 +0.035	<b>136.2</b>
10	51 Lorenzo VAN RIET	NL	Ferry Monster Autosport	FORD FIESTA	NL	<b>3:05.704</b>	5 5	+45.272 +0.586	<b>135.8</b>
11	17 Paul SIELJES	NL	Stuart Racing Team	FORD FIESTA	NL	<b>3:05.719</b>	4 5	+45.287 +0.015	<b>135.8</b>
12	43 Jens VERBESSELT	B	EMG Motorsport	FORD FIESTA	BE	<b>3:05.891</b>	6 6	+45.459 +0.172	<b>135.6</b>
13	18 Yannick REDANT	B	QSR Racing School	FORD FIESTA	BE	<b>3:06.820</b>	6 6	+46.388 +0.929	<b>135.0</b>
14	30 Frank VAN LANGENDONCK	BE	Herroelen by GL Racing	FORD FIESTA	BE&NL	<b>3:06.824</b>	6 6	+46.392 +0.004	<b>135.0</b>
15	7 Jules GROUWELS	NL	Race Art by BKR	FORD FIESTA	NL	<b>3:07.099</b>	5 5	+46.667 +0.275	<b>134.8</b>
16	4 Philippe HUART	B	EMG Motorsport	FORD FIESTA	BE	<b>3:08.821</b>	5 6	+48.389 +1.722	<b>133.5</b>
17	12 Ayrton REDANT	B	QSR Racing School	FORD FIESTA	BE	<b>3:09.934</b>	6 6	+49.502 +1.113	<b>132.8</b>
18	47 Jim RINGELBERG	NL	Ferry Monster Autosport	FORD FIESTA	NL	<b>3:10.885</b>	6 6	+50.453 +0.951	<b>132.1</b>
19	52 STOX-GEERTS	NL	Stox Racing	FORD FIESTA	BE&NL	<b>3:11.508</b>	6 6	+51.076 +0.623	<b>131.7</b>
20	54 Rogier DE WIT	NL	Ferry Monster Autosport	FORD FIESTA	NL	<b>3:12.230</b>	3 5	+51.798 +0.722	<b>131.2</b>
21	2 Thibault PARMENTIER	B	Team Floral	FORD FIESTA	BE	<b>3:13.769</b>	6 6	+53.337 +1.539	<b>130.1</b>
22	96 BOULTON-SCHILDGEN		VR Racing	FORD FIESTA	NL	<b>3:14.280</b>	3 5	+53.848 +0.511	<b>129.8</b>
23	27 PAMPEL-DOUBEK	B	Belgium Driver Academy	FORD FIESTA	BE	<b>3:17.481</b>	4 4	+57.049 +3.201	<b>127.7</b>
24	37 VAN DAALEN	NL	Technova College by BKR	FORD FIESTA	NL	<b>3:17.702</b>	5 5	+57.270 +0.221	<b>127.5</b>
25	26 Jo VANDERSMISSEN	B	Herroelen Motors by Niels Lagrange	FORD FIESTA	BE	<b>3:20.681</b>	4 6	+1:00.249 +2.979	<b>125.6</b>
26	40 Hanne TERIUM	BE	EMG Motorsport	FORD FIESTA	BE&NL	<b>3:20.772</b>	5 5	+1:00.340 +0.091	<b>125.6</b>
27	14 Jos SLEEGERS	NL	Johan Kraan Motorsport	FORD FIESTA	NL	<b>3:21.212</b>	6 6	+1:00.780 +0.440	<b>125.3</b>
28	8 Ruben VALCKENAERE	B	Team Floral	FORD FIESTA	BE	<b>3:21.580</b>	5 5	+1:01.148 +0.368	<b>125.1</b>
29	23 Jos VELDBOER	NL	Dekker Racing	FORD FIESTA	NL	<b>3:30.420</b>	4 5	+1:09.988 +8.840	<b>119.8</b>
30	34 TBA					<b>3:37.436</b>	2 4	+1:17.004 +7.016	<b>116.0</b>
31	5 Ronald BEZUUR	NL	Dekker Racing	FORD FIESTA	NL				
32	9 Teun VAN DAM	NL	Dekker Racing	FORD FIESTA	NL				
33	11 J. RAPPANGE - B. RAPPANGE	NL	Bas Koeten Racing	FORD FIESTA	NL		4		
34	16 Dominique KRAAN	NL	KNAF-Deltion Academy by JKM	FORD FIESTA	NL				
35	21 Martin BUSINARO	NL	Martin Businaro	FORD FIESTA	NL				

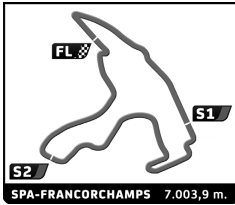
**Fastest Lap** | Lap 3 | Kenny HERREMANS | **2:20.432** | 179.5 Kph

Published at: .....

Track Status: **DRY**

<b>Race Director</b>	<b>Stewards</b>	<b>Timekeeper:</b> Xavi Lozano JOB-0057-CAT
----------------------	-----------------	---






## FORD FIESTA SPRINT CUP NL & BE SPA RACING FESTIVAL FREE PRACTICE 2

### Best Sector Times

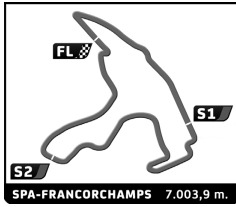
SECTOR 1			SECTOR 2		SECTOR 3					
Pos	Driver	Time	Driver	Time	Driver	Time	Pos	Driver	Ideal Lap	Best Lap
1	32 K.HERREMANS	36.845	32 K.HERREMANS	0.936	15 L.HARTOG	49.012	1	32 K.HERREMANS	1:29.942	2:20.432 (1)
2	33 L.DE WIT	54.355	24 S.LONGIN	1:18.497	33 L.DE WIT	49.040	2	33 L.DE WIT	3:02.728	3:03.906 (4)
3	15 L.HARTOG	54.882	6 M.DEKKER	1:18.856	77 D.PIJL	49.122	3	24 S.LONGIN	3:02.750	3:03.367 (2)
4	24 S.LONGIN	54.987	15 L.HARTOG	1:18.902	24 S.LONGIN	49.266	4	15 L.HARTOG	3:02.796	3:04.961 (7)
5	3 L.STUART	55.456	44 M.LEBURTON	1:18.929	43 J.VERBESSELT	49.440	5	77 D.PIJL	3:03.695	3:03.695 (3)
6	77 D.PIJL	55.471	77 D.PIJL	1:19.102	3 L.STUART	49.444	6	44 M.LEBURTON	3:03.908	3:04.098 (5)
7	44 M.LEBURTON	55.526	33 L.DE WIT	1:19.333	44 M.LEBURTON	49.453	7	6 M.DEKKER	3:04.392	3:04.590 (6)
8	51 L.VAN RIET	55.580	17 P.SIELJES	1:19.422	6 M.DEKKER	49.456	8	3 L.STUART	3:04.715	3:05.083 (8)
9	22 G.VAN BERLO	55.585	51 L.VAN RIET	1:19.662	22 G.VAN BERLO	49.472	9	51 L.VAN RIET	3:04.795	3:05.704 (10)
10	7 J.GROUWELS	55.828	3 L.STUART	1:19.815	51 L.VAN RIET	49.553	10	22 G.VAN BERLO	3:04.878	3:05.118 (9)
11	43 J.VERBESSELT	55.835	22 G.VAN BERLO	1:19.821	18 Y.REDANT	49.560	11	17 P.SIELJES	3:05.316	3:05.719 (11)
12	54 R.DE WIT	56.017	30 F.VAN LANGENDONCK	1:20.282	4 P.HUART	49.636	12	43 J.VERBESSELT	3:05.891	3:05.891 (12)
13	4 P.HUART	56.043	43 J.VERBESSELT	1:20.616	17 P.SIELJES	49.768	13	18 Y.REDANT	3:06.475	3:06.820 (13)
14	6 M.DEKKER	56.080	18 Y.REDANT	1:20.718	12 A.REDANT	49.769	14	30 F.VAN LANGENDONCK	3:06.759	3:06.824 (14)
15	17 P.SIELJES	56.126	96 BOULTON-SCHILDGEN	1:21.058	54 R.DE WIT	49.861	15	7 J.GROUWELS	3:06.954	3:07.099 (15)
16	18 Y.REDANT	56.197	7 J.GROUWELS	1:21.195	30 F.VAN LANGENDONCK	49.924	16	4 P.HUART	3:07.441	3:08.821 (16)
17	30 F.VAN LANGENDONCK	56.553	12 A.REDANT	1:21.404	7 J.GROUWELS	49.931	17	12 A.REDANT	3:07.738	3:09.934 (17)
18	12 A.REDANT	56.565	4 P.HUART	1:21.762	2 T.PARMENTIER	50.194	18	54 R.DE WIT	3:08.858	3:12.230 (20)
19	96 BOULTON-SCHILDGEN	57.079	52 STOX-GEERTS	1:22.288	52 STOX-GEERTS	50.726	19	96 BOULTON-SCHILDGEN	3:09.594	3:14.280 (22)
20	47 J.RINGELBERG	57.352	47 J.RINGELBERG	1:22.511	37 VAN DAALEN	50.801	20	47 J.RINGELBERG	3:10.705	3:10.885 (18)
21	2 T.PARMENTIER	57.607	2 T.PARMENTIER	1:22.961	47 J.RINGELBERG	50.842	21	52 STOX-GEERTS	3:10.723	3:11.508 (19)
22	52 STOX-GEERTS	57.709	54 R.DE WIT	1:22.980	96 BOULTON-SCHILDGEN	51.457	22	2 T.PARMENTIER	3:10.762	3:13.769 (21)
23	27 PAMPEL-DOUBEK	58.377	34 TBA	1:25.023	26 J.VANDERSMISSEN	51.789	23	27 PAMPEL-DOUBEK	3:17.481	3:17.481 (23)
24	40 H.TERIUUM	59.308	37 VAN DAALEN	1:26.450	27 PAMPEL-DOUBEK	51.879	24	37 VAN DAALEN	3:17.702	3:17.702 (24)
25	26 J.VANDERSMISSEN	59.464	26 J.VANDERSMISSEN	1:27.040	32 K.HERREMANS	52.161	25	26 J.VANDERSMISSEN	3:18.293	3:20.681 (25)
26	14 J.SLEEGERS	59.906	27 PAMPEL-DOUBEK	1:27.225	40 H.TERIUUM	52.220	26	34 TBA	3:18.737	3:37.436 (30)
27	37 VAN DAALEN	1:00.451	8 R.VALCKENAERE	1:27.331	34 TBA	52.633	27	40 H.TERIUUM	3:20.772	3:20.772 (26)
28	8 R.VALCKENAERE	1:00.604	14 J.SLEEGERS	1:28.484	14 J.SLEEGERS	52.822	28	14 J.SLEEGERS	3:21.212	3:21.212 (27)
29	23 J.VELDBOER	1:01.071	40 H.TERIUUM	1:29.244	8 R.VALCKENAERE	53.645	29	8 R.VALCKENAERE	3:21.580	3:21.580 (28)
30	34 TBA	1:01.081	23 J.VELDBOER	1:33.536	23 J.VELDBOER	55.318	30	23 J.VELDBOER	3:29.925	3:30.420 (29)
31	11 J.RAPPANGE - B. RAPPANGE	1:09.277	11 J.RAPPANGE - B. RAPPANGE	2:07.948	11 J.RAPPANGE - B. RAPPANGE	1:34.465	31	11 J.RAPPANGE - B. RAPPANGE	4:51.690	



## FORD FIESTA SPRINT CUP NL & BE SPA RACING FESTIVAL FREE PRACTICE 2

### Best Top Speeds


Driver	Team	NL	Top 1		Top 2		Top 3		Top 4		Top 5		Avg
			Kph	Lap	Kph	Lap	Kph	Lap	Kph	Lap	Kph	Lap	
15 Loek HARTOG	Bas Koeten Racing	NL	180.9	4	173.9	3	171.7	5	65.3	2	54.7	1	129,3
33 Laurens DE WIT	Bas Koeten Racing	NL	179.7	4	175.0	6	174.5	3	173.9	5	66.2	2	153,9
43 Jens VERBESSELT	EMG Motorsport	BE	178.2	6	174.2	5	168.7	3	168.0	4	71.2	2	152,1
22 Glenn VAN BERLO	JW Race Service	NL	177.6	3	175.0	5	174.8	4	171.2	2	92.6	1	158,2
24 Stienes LONGIN	FordStore Feyaerts	BE	177.3	5	175.6	6	174.8	4	169.3	3	166.2	2	172,6
44 Martin LEBURTON	Vanspringel Motorsport	BE	176.2	4	175.6	5	175.3	6	172.5	3	165.6	2	173,0
51 Lorenzo VAN RIET	Ferry Monster Autosport	NL	175.9	4	172.5	5	157.4	3	67.2	2	52.8	1	125,2
3 Liroy STUART	Wensink Racing Team	NL	174.5	5	173.4	6	173.1	4	170.6	3	166.7	2	171,7
7 Jules GROUWELS	Race Art by BKR	NL	174.5	4	172.2	5	115.6	3	77.3	2	60.4	1	120,0
12 Ayrton REDANT	QSR Racing School	BE	174.5	5	172.8	6	168.0	4	156.5	3	65.8	2	147,5
4 Philippe HUART	EMG Motorsport	BE	173.9	5	173.4	4	172.8	3	172.5	6	69.0	1	152,3
77 Daan PIJL	Cor Euser Racing	NL	173.9	5	173.4	3	172.0	4	166.4	2	160.7	6	169,3
6 Marcel DEKKER	Dekker Racing	NL	173.1	6	171.2	4	170.3	5	168.0	3	162.9	2	169,1
52 STOX-GEERTS	Stox Racing	BE&NL	173.1	4	170.6	5	170.6	6	167.7	3	104.9	1	157,4
54 Rogier DE WIT	Ferry Monster Autosport	NL	172.8	4	169.8	3	152.1	5	63.6	2	42.4	1	120,1
2 Thibault PARMENTIER	Team Floral	BE	172.0	5	165.4	3	165.1	6	164.1	4	83.7	1	150,1
17 Paul SIELJES	Stuart Racing Team	NL	171.4	5	170.1	4	169.8	3	166.4	2	91.8	1	153,9
96 BOULTON-SCHILDGEN	VR Racing	NL	171.4	5	168.5	3	165.4	4	110.1	2	69.6	1	137,0
18 Yannick REDANT	QSR Racing School	BE	171.2	4	171.2	6	169.3	3	167.2	5	57.8	1	147,3
47 Jim RINGELBERG	Ferry Monster Autosport	NL	171.2	6	169.0	4	167.7	3	167.7	5	106.5	1	156,4
30 Frank VAN LANGENDONCK	Herroelen by GL Racing	BE&NL	170.9	6	169.8	5	168.2	4	159.3	3	114.8	2	156,6
27 PAMPEL-DOUBEK	Belgium Driver Academy	BE	170.9	4	170.3	3	145.4	2	61.2	1			137,0
14 Jos SLEEGERS	Johan Kraan Motorsport	NL	170.1	6	168.7	5	166.7	4	159.8	3	65.1	1	146,1
8 Ruben VALCKENAERE	Team Floral	BE	169.3	4	167.7	5	167.2	3	155.4	2	88.2	1	149,6
26 Jo VANDERSMISSEN	Herroelen Motors by Niels Lagrange	BE	168.2	4	167.7	5	166.9	6	151.7	3	101.6	2	151,2
32 Kenny HERREMANS	Team Floral	BE	168.0	4	167.4	5	162.9	3	145.6	2	128.7	1	154,5
40 Hanne TERIUM	EMG Motorsport	BE&NL	168.0	5	158.1	3	146.5	4	95.1	2	81.2	1	129,8
34 TBA			161.7	4	161.0	3	113.2	2	55.5	1			122,9
37 VAN DAALEN	Technova College by BKR	NL	161.0	4	130.8	3	117.9	5	66.6	1	58.7	2	107,0
23 Jos VELDBOER	Dekker Racing	NL	158.1	3	155.4	5	146.7	4	77.7	1	66.5	2	120,9
11 J. RAPPANGE - B. RAPPANG	Bas Koeten Racing	NL	106.5	4	105.1	3	64.2	2	59.1	1			83,7
5 Ronald BEZUUR	Dekker Racing	NL											
9 Teun VAN DAM	Dekker Racing	NL											
16 Dominique KRAAN	KNAF-Deltion Academy by JKM	NL											
21 Martin BUSINARO	Martin Businaro	NL											



## FORD FIESTA SPRINT CUP NL & BE SPA RACING FESTIVAL FREE PRACTICE 2

### Fastest Lap Sequence

Practice Time	Driver	Team	Car	Class	Time	Kph	Lap
20:50.113	77 Daan PIJL	Cor Euser Racing	FORD FIESTA	NL	<b>3:05.487</b>	135.9	3
23:12.050	15 Loek HARTOG	Bas Koeten Racing	FORD FIESTA	NL	<b>3:04.961</b>	136.3	3
23:12.711	33 Laurens DE WIT	Bas Koeten Racing	FORD FIESTA	NL	<b>3:04.575</b>	136.6	3
23:55.891	24 Stienes LONGIN	FordStore Feyaerts	FORD FIESTA	BE	<b>3:03.367</b>	137.5	4




## FORD FIESTA SPRINT CUP NL & BE SPA RACING FESTIVAL FREE PRACTICE 2

### Analysis

■ Personal Best ■ Session Best ■ Crossing the finish line in pit lane

Lap	Time	Sector 1	Sector 2	Sector 3	T. Spd	Elapsed	Lap	Time	Sector 1	Sector 2	Sector 3	T. Spd	Elapsed
<b>2</b>	<b>Thibault PARMENTIER</b> B												
Team Floral						FORD FIESTA							
1	6:00.000B	1:40.567	2:17.663	2:01.770	83.7	6:00.000	2	14:07.557	...	2:12.212	<span style="color: green;">1:34.465</span>	64.2	20:31.472
2	13:41.430	...	1:59.405	1:24.731	77.7	19:41.430	3	4:27.456B	<span style="color: green;">1:09.277</span>	<span style="color: green;">2:07.948</span>	1:10.231	105.1	24:58.928
3	3:23.908	1:03.442	1:27.003	53.463	165.4	23:05.338	4	6:18.746B	2:19.975	2:25.473	1:33.298	106.5	31:17.674
4	3:22.506	1:00.613	1:31.247	50.646	164.1	26:27.844							
5	3:13.910	<span style="color: green;">57.607</span>	<span style="color: green;">1:22.961</span>	53.342	172.0	29:41.754							
6	<span style="color: green;">3:13.769</span>	1:00.059	1:23.516	<span style="color: green;">50.194</span>	165.1	32:55.523							
<b>3</b>	<b>Liroy STUART</b> NL												
Wensink Racing Team						FORD FIESTA							
1	5:09.504B	1:32.629	1:54.239	1:42.636	131.5	5:09.504							
2	12:40.354	...	1:24.783	50.170	166.7	17:49.858							
3	3:06.442	56.546	1:20.452	<span style="color: green;">49.444</span>	170.6	20:56.300							
4	3:07.392	56.505	1:20.948	49.939	173.1	24:03.692							
5	3:05.487	55.693	1:20.073	49.721	174.5	27:09.179							
6	<span style="color: green;">3:05.083</span>	<span style="color: green;">55.456</span>	<span style="color: green;">1:19.815</span>	49.812	173.4	30:14.262							
<b>4</b>	<b>Philippe HUART</b> B												
EMG Motorsport						FORD FIESTA							
1	5:59.674B	2:08.670	2:02.797	1:48.207	69.0	5:59.674							
2	14:09.491	...	2:00.000	1:26.017	67.8	20:09.165							
3	3:13.186	58.692	1:24.020	50.474	172.8	23:22.351							
4	3:12.581	56.307	1:26.080	50.194	173.4	26:34.932							
5	<span style="color: green;">3:08.821</span>	<span style="color: green;">56.043</span>	1:22.280	50.498	173.9	29:43.753							
6	3:09.082	57.684	<span style="color: green;">1:21.762</span>	<span style="color: green;">49.636</span>	172.5	32:52.835							
<b>6</b>	<b>Marcel DEKKER</b> NL												
Dekker Racing						FORD FIESTA							
1	5:12.972B	1:40.533	1:53.157	1:39.282	142.9	5:12.972							
2	12:39.174	...	1:23.829	50.300	162.9	17:52.146							
3	3:07.863	57.018	1:20.577	50.268	168.0	21:00.009							
4	3:05.942	56.376	1:20.110	<span style="color: green;">49.456</span>	171.2	24:05.951							
5	3:07.464	56.084	1:21.350	50.030	170.3	27:13.415							
6	<span style="color: green;">3:04.590</span>	<span style="color: green;">56.080</span>	<span style="color: green;">1:18.856</span>	49.654	173.1	30:18.005							
<b>7</b>	<b>Jules GROUWELS</b> NL												
Race Art by BKR						FORD FIESTA							
1	6:53.990B	2:30.475	2:33.754	1:49.761	60.4	6:53.990							
2	13:34.860	9:56.490	2:04.990	1:33.380	77.3	20:28.850							
3	3:35.391	1:10.159	1:33.421	51.811	115.6	24:04.241							
4	3:09.781	56.496	1:23.354	<span style="color: green;">49.931</span>	174.5	27:14.022							
5	<span style="color: green;">3:07.099</span>	<span style="color: green;">55.828</span>	<span style="color: green;">1:21.195</span>	50.076	172.2	30:21.121							
<b>8</b>	<b>Ruben VALCKENAERE</b> B												
Team Floral						FORD FIESTA							
1	19:15.465	1:30.601	2:00.557	...	88.2	19:15.465							
2	3:34.007	1:05.944	1:32.853	55.210	155.4	22:49.472							
3	3:26.631	1:00.739	1:31.860	54.032	167.2	26:16.103							
4	3:24.606	1:00.753	1:29.541	54.312	169.3	29:40.709							
5	<span style="color: green;">3:21.580</span>	<span style="color: green;">1:00.604</span>	<span style="color: green;">1:27.331</span>	<span style="color: green;">53.645</span>	167.7	33:02.289							
<b>11</b>	<b>J. RAPPANGE - B. RAPPANGE</b> NL												
Bas Koeten Racing						FORD FIESTA							
1	6:23.915B	2:14.320	2:25.181	1:44.414	59.1	6:23.915							
<b>12</b>	<b>Ayrton REDANT</b> B												
QSR Racing School						FORD FIESTA							
1	7:22.491B	2:53.081	2:31.807	1:57.603	58.1	7:22.491							
2	12:50.901	9:30.088	1:52.957	1:27.856	65.8	20:13.392							
3	3:18.514	1:00.454	1:26.210	51.850	156.5	23:31.906							
4	3:10.611	57.953	1:22.889	<span style="color: green;">49.769</span>	168.0	26:42.517							
5	3:09.935	<span style="color: green;">56.565</span>	1:22.928	50.442	174.5	29:52.452							
6	<span style="color: green;">3:09.934</span>	56.686	<span style="color: green;">1:21.404</span>	51.844	172.8	33:02.386							
<b>14</b>	<b>Jos SLEEGERS</b> NL												
Johan Kraan Motorsport						FORD FIESTA							
1	7:16.443B	2:49.344	2:32.356	1:54.743	65.1	7:16.443							
2	12:05.358	9:05.396	1:48.950	1:11.012	62.8	19:21.801							
3	3:30.793	1:01.471	1:33.439	55.883	159.8	22:52.594							
4	3:25.900	1:00.609	1:30.029	55.262	166.7	26:18.494							
5	3:24.976	59.962	1:29.351	55.663	168.7	29:43.470							
6	<span style="color: green;">3:21.212</span>	<span style="color: green;">59.906</span>	<span style="color: green;">1:28.484</span>	<span style="color: green;">52.822</span>	170.1	33:04.682							
<b>15</b>	<b>Loek HARTOG</b> NL												
Bas Koeten Racing						FORD FIESTA							
1	6:19.722B	2:10.903	2:21.815	1:47.004	54.7	6:19.722							
2	13:47.367	...	1:59.736	1:24.914	65.3	20:07.089							
3	<span style="color: green;">3:04.961</span>	56.130	1:19.638	49.193	173.9	23:12.050							
4	3:06.789	<span style="color: green;">54.882</span>	1:22.895	<span style="color: purple;">49.012</span>	180.9	26:18.839							
5	3:05.337	57.403	<span style="color: green;">1:18.902</span>	49.032	171.7	29:24.176							
<b>17</b>	<b>Paul SIELJES</b> NL												
Stuart Racing Team						FORD FIESTA							
1	18:57.236	1:55.679	2:13.515	...	91.8	18:57.236							
2	3:10.537	58.686	1:21.161	50.690	166.4	22:07.773							
3	3:06.354	56.758	1:19.828	<span style="color: green;">49.768</span>	169.8	25:14.127							
4	<span style="color: green;">3:05.719</span>	56.426	<span style="color: green;">1:19.422</span>	49.871	170.1	28:19.846							
5	3:05.758	<span style="color: green;">56.126</span>	1:19.821	49.811	171.4	31:25.604							
<b>18</b>	<b>Yannick REDANT</b> B												
QSR Racing School						FORD FIESTA							
1	8:00.000B	2:54.998	2:31.434	2:33.568	57.8	8:00.000							
2	12:13.729	8:54.072	1:52.007	1:27.650	56.6	20:13.729							
3	3:18.577	1:00.937	1:25.792	51.848	169.3	23:32.306							
4	3:10.766	58.097	1:22.658	50.011	171.2	26:43.072							
5	3:08.924	<span style="color: green;">56.197</span>	1:23.167	<span style="color: green;">49.560</span>	167.2	29:51.996							
6	<span style="color: green;">3:06.820</span>	56.260	<span style="color: green;">1:20.718</span>	49.842	171.2	32:58.816							
<b>22</b>	<b>Glenn VAN BERLO</b> NL												
JW Race Service						FORD FIESTA							
1	20:12.516	1:50.204	2:15.760	...	92.6	20:12.516							
2	3:11.239	58.328	1:23.147	49.764	171.2	23:23.755							
3	3:09.684	55.830	1:24.167	49.687	177.6	26:33.439							
4	3:07.640	<span style="color: green;">55.585</span>	1:21.062	50.993	174.8	29:41.079							
5	<span style="color: green;">3:05.118</span>	55.825	<span style="color: green;">1:19.821</span>	<span style="color: green;">49.472</span>	175.0	32:46.197							






## FORD FIESTA SPRINT CUP NL & BE SPA RACING FESTIVAL FREE PRACTICE 2

### Analysis

■ Personal Best ■ Session Best ■ B Crossing the finish line in pit lane

Lap	Time	Sector 1	Sector 2	Sector 3	T. Spd	Elapsed	Lap	Time	Sector 1	Sector 2	Sector 3	T. Spd	Elapsed		
<b>23</b>	<b>Jos VELDBOER</b>	NL Dekker Racing FORD FIESTA						4	<span style="background-color: #90EE90;">3:03.906</span>	<span style="background-color: #800080;">54.355</span>	1:20.386	49.165	179.7	26:16.617	
		1	6:06.098 <span style="background-color: #D3D3D3;">B</span>	2:06.920	2:16.699	1:42.479	77.7	6:06.098	2	14:40.073	...	2:14.835	1:34.099	66.5	20:46.171
		3	3:52.441	1:14.536	1:39.897	58.008	158.1	24:38.612	3	3:32.441	1:01.566	<span style="background-color: #90EE90;">1:33.536</span>	<span style="background-color: #90EE90;">55.318</span>	146.7	28:09.032
		4	<span style="background-color: #90EE90;">3:30.420</span>	1:01.566	1:33.536	55.318	146.7	28:09.032	5	3:57.557	<span style="background-color: #90EE90;">1:01.071</span>	1:38.728	1:17.758	155.4	32:06.589
<b>24</b>	<b>Stienes LONGIN</b>	B FordStore Feyaerts FORD FIESTA						1	20:46.703	2:41.869	2:36.764	...	55.5	20:46.703	
		2	<span style="background-color: #90EE90;">3:37.436</span>	1:07.683	1:34.484	55.269	113.2	24:24.139	3	3:33.753 <span style="background-color: #D3D3D3;">B</span>	<span style="background-color: #90EE90;">1:01.081</span>	1:28.824	1:03.848	161.0	27:57.892
		4	4:14.385	1:56.729	1:25.023	<span style="background-color: #90EE90;">52.633</span>	161.7	32:12.277	5	3:33.753 <span style="background-color: #D3D3D3;">B</span>	<span style="background-color: #90EE90;">1:01.081</span>	1:28.824	1:03.848	161.0	27:57.892
<b>34</b>	<b>TBA</b>							1	6:53.170 <span style="background-color: #D3D3D3;">B</span>	2:27.478	2:32.158	1:53.534	66.6	6:53.170	
		2	13:44.897	9:57.415	2:17.333	1:30.149	58.7	20:38.067	3	4:13.653	1:10.818	1:48.019	1:14.816	130.8	24:51.720
		4	3:24.040	1:00.632	1:30.999	52.409	161.0	28:15.760	5	<span style="background-color: #90EE90;">3:17.702</span>	<span style="background-color: #90EE90;">1:00.451</span>	<span style="background-color: #90EE90;">1:26.450</span>	<span style="background-color: #90EE90;">50.801</span>	117.9	31:33.462
<b>37</b>	<b>VAN DAALEN</b>	NL Technova College by BKR FORD FIESTA						1	6:21.006 <span style="background-color: #D3D3D3;">B</span>	2:13.024	2:20.870	1:47.112	81.2	6:21.006	
		2	13:25.602	...	1:46.582	1:27.215	95.1	19:46.608	3	3:29.538	1:06.007	1:29.586	53.945	158.1	23:16.146
		4	3:23.553	1:01.210	1:29.528	52.815	146.5	26:39.699	5	<span style="background-color: #90EE90;">3:20.772</span>	<span style="background-color: #90EE90;">59.308</span>	<span style="background-color: #90EE90;">1:29.244</span>	<span style="background-color: #90EE90;">52.220</span>	168.0	30:00.471
<b>40</b>	<b>Hanne TERIUM</b>	BE EMG Motorsport FORD FIESTA						1	6:55.118 <span style="background-color: #D3D3D3;">B</span>	2:31.575	2:33.603	1:49.940	60.8	6:55.118	
		2	13:17.825	9:56.237	1:53.375	1:28.213	71.2	20:12.943	3	3:18.445	1:00.261	1:26.066	52.118	168.7	23:31.388
		4	3:12.203	58.721	1:23.500	49.982	168.0	26:43.591	5	3:09.555	56.895	1:23.170	49.490	174.2	29:53.146
		6	<span style="background-color: #90EE90;">3:05.891</span>	<span style="background-color: #90EE90;">55.835</span>	<span style="background-color: #90EE90;">1:20.616</span>	<span style="background-color: #90EE90;">49.440</span>	178.2	32:59.037	6	<span style="background-color: #90EE90;">3:05.891</span>	<span style="background-color: #90EE90;">55.835</span>	<span style="background-color: #90EE90;">1:20.616</span>	<span style="background-color: #90EE90;">49.440</span>	178.2	32:59.037
<b>43</b>	<b>Jens VERBESSELT</b>	B EMG Motorsport FORD FIESTA						1	4:09.777 <span style="background-color: #D3D3D3;">B</span>	1:05.633	1:35.890	1:28.254	158.1	4:09.777	
		2	13:33.381	...	1:23.018	50.812	165.6	17:43.158	3	3:07.662	56.085	1:21.218	50.359	172.5	20:50.820
		4	3:04.834	55.671	1:19.710	<span style="background-color: #90EE90;">49.453</span>	176.2	23:55.654	5	3:07.124	55.738	1:19.854	51.532	175.6	27:02.778
		6	<span style="background-color: #90EE90;">3:04.098</span>	<span style="background-color: #90EE90;">55.526</span>	<span style="background-color: #90EE90;">1:18.929</span>	49.643	175.3	30:06.876	6	<span style="background-color: #90EE90;">3:04.098</span>	<span style="background-color: #90EE90;">55.526</span>	<span style="background-color: #90EE90;">1:18.929</span>	49.643	175.3	30:06.876
<b>44</b>	<b>Martin LEBURTON</b>	B Vanspringel Motorsport FORD FIESTA						1	5:55.019 <span style="background-color: #D3D3D3;">B</span>	1:51.063	2:15.846	1:48.110	106.5	5:55.019	
		2	13:49.787	...	1:58.070	1:26.365	67.7	19:44.806	3	3:23.843	1:03.304	1:27.962	52.577	167.7	23:08.649
		4	3:13.518	58.161	1:24.515	<span style="background-color: #90EE90;">50.842</span>	169.0	26:22.167	5	3:14.392	57.494	1:25.816	51.082	167.7	29:36.559
		6	<span style="background-color: #90EE90;">3:10.885</span>	<span style="background-color: #90EE90;">57.352</span>	<span style="background-color: #90EE90;">1:22.511</span>	51.022	171.2	32:47.444	6	<span style="background-color: #90EE90;">3:10.885</span>	<span style="background-color: #90EE90;">57.352</span>	<span style="background-color: #90EE90;">1:22.511</span>	51.022	171.2	32:47.444
<b>47</b>	<b>Jim RINGELBERG</b>	NL Ferry Monster Autosport FORD FIESTA						1	7:12.892 <span style="background-color: #D3D3D3;">B</span>	2:45.182	2:34.932	1:52.778	44.4	7:12.892	
		2	12:55.244	9:42.285	2:02.948	1:10.011	66.2	20:08.136	3	3:04.575	55.554	1:19.981	<span style="background-color: #90EE90;">49.040</span>	174.5	23:12.711
<b>32</b>	<b>Kenny HERREMANS</b>	B Team Floral FORD FIESTA						1	5:00.000 <span style="background-color: #D3D3D3;">B</span>	1:18.433	1:38.068	2:03.499	128.7	5:00.000	
		2	13:01.534	...	1:28.449	53.083	145.6	18:01.534	3	<span style="background-color: #90EE90;">3:17.746</span>	1:01.874	1:24.688	<span style="background-color: #90EE90;">51.184</span>	162.9	21:19.280
		4	3:23.499 <span style="background-color: #D3D3D3;">B</span>	<span style="background-color: #90EE90;">57.875</span>	1:24.547	1:01.077	168.0	24:42.779	5	5:26.373	3:10.917	<span style="background-color: #90EE90;">1:21.280</span>	54.176	167.4	30:09.152
<b>30</b>	<b>Frank VAN LANGENDONCK</b>	BE Herroelen by GL Racing FORD FIESTA						1	5:00.000 <span style="background-color: #D3D3D3;">B</span>	1:18.433	1:38.068	2:03.499	128.7	5:00.000	
		2	13:01.534	...	1:28.449	53.083	145.6	18:01.534	3	<span style="background-color: #90EE90;">3:17.746</span>	1:01.874	1:24.688	<span style="background-color: #90EE90;">51.184</span>	162.9	21:19.280
		4	3:23.499 <span style="background-color: #D3D3D3;">B</span>	<span style="background-color: #90EE90;">57.875</span>	1:24.547	1:01.077	168.0	24:42.779	5	5:26.373	3:10.917	<span style="background-color: #90EE90;">1:21.280</span>	54.176	167.4	30:09.152
<b>26</b>	<b>Jo VANDERSMISSEN</b>	B Herroelen Motors by Niels Lagrange FORD FIESTA						1	5:38.607 <span style="background-color: #D3D3D3;">B</span>	1:43.622	2:16.055	1:38.930	78.4	5:38.607	
		2	13:03.752	...	1:45.562	58.862	101.6	18:42.359	3	3:28.018	1:03.536	1:30.574	53.908	151.7	22:10.377
		4	<span style="background-color: #90EE90;">3:20.681</span>	59.601	1:28.432	52.648	168.2	25:31.058	5	3:21.047	59.964	1:29.294	<span style="background-color: #90EE90;">51.789</span>	167.7	28:52.105
		6	3:21.136	<span style="background-color: #90EE90;">59.464</span>	<span style="background-color: #90EE90;">1:27.040</span>	54.632	166.9	32:13.241	6	3:21.136	<span style="background-color: #90EE90;">59.464</span>	<span style="background-color: #90EE90;">1:27.040</span>	54.632	166.9	32:13.241
<b>27</b>	<b>PAMPEL-DOUBEK</b>	B Belgium Driver Academy FORD FIESTA						1	20:21.966	2:51.383	2:31.909	...	61.2	20:21.966	
		2	3:36.149	1:07.390	1:34.174	54.585	145.4	23:58.115	3	3:18.736	58.715	1:27.860	52.161	170.3	27:16.851
		4	<span style="background-color: #90EE90;">3:17.481</span>	<span style="background-color: #90EE90;">58.377</span>	<span style="background-color: #90EE90;">1:27.225</span>	<span style="background-color: #90EE90;">51.879</span>	170.9	30:34.332	4	<span style="background-color: #90EE90;">3:17.481</span>	<span style="background-color: #90EE90;">58.377</span>	<span style="background-color: #90EE90;">1:27.225</span>	<span style="background-color: #90EE90;">51.879</span>	170.9	30:34.332
<b>33</b>	<b>Laurens DE WIT</b>	NL Bas Koeten Racing FORD FIESTA						1	5:43.973 <span style="background-color: #D3D3D3;">B</span>	1:48.373	2:15.267	1:40.333	85.0	5:43.973	
		2	13:25.660	...	1:53.546	1:05.568	114.8	19:09.633	3	3:18.346	1:00.856	1:23.419	54.071	159.3	22:27.979
		4	3:28.326	1:16.949	1:21.453	<span style="background-color: #90EE90;">49.924</span>	168.2	25:56.305	5	3:07.293	56.654	1:20.516	50.123	169.8	29:03.598
		6	<span style="background-color: #90EE90;">3:06.824</span>	<span style="background-color: #90EE90;">56.553</span>	<span style="background-color: #90EE90;">1:20.282</span>	49.989	170.9	32:10.422	6	<span style="background-color: #90EE90;">3:06.824</span>	<span style="background-color: #90EE90;">56.553</span>	<span style="background-color: #90EE90;">1:20.282</span>	49.989	170.9	32:10.422
<b>23</b>	<b>Jos VELDBOER</b>	NL Dekker Racing FORD FIESTA						1	6:06.098 <span style="background-color: #D3D3D3;">B</span>	2:06.920	2:16.699	1:42.479	77.7	6:06.098	
		2	14:40.073	...	2:14.835	1:34.099	66.5	20:46.171	3	3:52.441	1:14.536	1:39.897	58.008	158.1	24:38.612
		4	<span style="background-color: #90EE90;">3:30.420</span>	1:01.566	1:33.536	55.318	146.7	28:09.032	5	3:57.557	<span style="background-color: #90EE90;">1:01.071</span>	1:38.728	1:17.758	155.4	32:06.589





## FORD FIESTA SPRINT CUP NL & BE SPA RACING FESTIVAL FREE PRACTICE 2

### Analysis

■ Personal Best ■ Session Best B Crossing the finish line in pit lane

Lap	Time	Sector 1	Sector 2	Sector 3	T. Spd	Elapsed	Lap	Time	Sector 1	Sector 2	Sector 3	T. Spd	Elapsed
-----	------	----------	----------	----------	--------	---------	-----	------	----------	----------	----------	--------	---------


1	7:27.446	B	2:57.919	2:31.240	1:58.287	52.8	7:27.446						
2	13:26.972		9:55.259	2:00.843	1:30.870	67.2	20:54.418						
3	3:12.019		58.570	1:22.864	50.585	157.4	24:06.437						
4	3:06.192		<span style="color: green;">55.580</span>	1:21.059	<span style="color: green;">49.553</span>	175.9	27:12.629						
5	<span style="color: green;">3:05.704</span>		55.829	<span style="color: green;">1:19.662</span>	50.213	172.5	30:18.333						

52		STOX-GEERTS		NL			
Stox Racing				FORD FIESTA			
1	5:49.938	B	1:49.386	2:15.436	1:45.116	104.9	5:49.938
2	13:53.386		...	1:58.859	1:25.465	72.3	19:43.324
3	3:25.124		1:03.409	1:28.729	52.986	167.7	23:08.448
4	3:17.047		59.311	1:26.421	51.315	173.1	26:25.495
5	3:15.697		<span style="color: green;">57.709</span>	1:24.949	53.039	170.6	29:41.192
6	<span style="color: green;">3:11.508</span>		58.494	<span style="color: green;">1:22.288</span>	<span style="color: green;">50.726</span>	170.6	32:52.700

54		Rogier DE WIT		NL			
Ferry Monster Autosport				FORD FIESTA			
1	7:30.054	B	3:01.701	2:28.895	1:59.458	42.4	7:30.054
2	13:25.374		9:54.490	2:00.024	1:30.860	63.6	20:55.428
3	<span style="color: green;">3:12.230</span>		59.389	<span style="color: green;">1:22.980</span>	<span style="color: green;">49.861</span>	169.8	24:07.658
4	3:34.985	B	<span style="color: green;">56.017</span>	1:37.631	1:01.337	172.8	27:42.643
5	5:01.262		2:45.922	1:24.934	50.406	152.1	32:43.905

77		Daan PIJL		NL			
Cor Euser Racing				FORD FIESTA			
1	4:17.455	B	1:14.712	1:36.725	1:26.018	139.5	4:17.455
2	13:27.171		...	1:21.691	50.740	166.4	17:44.626
3	3:05.487		55.810	1:19.523	50.154	173.4	20:50.113
4	3:07.804		55.837	1:22.205	49.762	172.0	23:57.917
5	<span style="color: green;">3:03.695</span>		<span style="color: green;">55.471</span>	<span style="color: green;">1:19.102</span>	<span style="color: green;">49.122</span>	173.9	27:01.612
6	3:06.311		55.648	1:20.657	50.006	160.7	30:07.923

96		BOULTON-SCHILDGEN		NL			
VR Racing				FORD FIESTA			
1	6:02.752	B	2:09.534	2:03.390	1:49.828	69.6	6:02.752
2	12:43.917		...	1:38.104	52.739	110.1	18:46.669
3	<span style="color: green;">3:14.280</span>		58.567	1:24.256	<span style="color: green;">51.457</span>	168.5	22:00.949
4	3:14.543		57.866	1:22.621	54.056	165.4	25:15.492
5	3:18.554	B	<span style="color: green;">57.079</span>	<span style="color: green;">1:21.058</span>	1:00.417	171.4	28:34.046



## FORD FIESTA SPRINT CUP NL & BE SPA RACING FESTIVAL QUALIFYING

### Final Classification

Nr.	Driver	Nat	Team	Car		Time	Lap Total	Gap	Kph
1	33 Laurens DE WIT	NL	Bas Koeten Racing	FORD FIESTA	NL	<b>3:01.932</b>	6 6	-	<b>138.6</b>
2	15 Loek HARTOG	NL	Bas Koeten Racing	FORD FIESTA	NL	<b>3:02.597</b>	3 6	+0.665	<b>138.1</b>
3	32 Kenny HERREMANS	B	Team Floral	FORD FIESTA	BE	<b>3:03.094</b>	6 6	+1.162	<b>137.7</b>
4	17 Paul SIELJES	NL	Stuart Racing Team	FORD FIESTA	NL	<b>3:03.242</b>	6 6	+1.310	<b>137.6</b>
5	44 Martin LEBURTON	B	Vanspringel Motorsport	FORD FIESTA	BE	<b>3:03.615</b>	6 6	+1.683	<b>137.3</b>
6	3 Liroy STUART	NL	Wensink Racing Team	FORD FIESTA	NL	<b>3:03.825</b>	6 6	+1.893	<b>137.2</b>
7	4 Philippe HUART	B	EMG Motorsport	FORD FIESTA	BE	<b>3:03.847</b>	5 6	+1.915	<b>137.1</b>
8	52 STOX-GEERTS	NL	Stox Racing	FORD FIESTA	BE&NL	<b>3:03.916</b>	6 6	+1.984	<b>137.1</b>
9	22 Glenn VAN BERLO	NL	JW Race Service	FORD FIESTA	NL	<b>3:03.980</b>	3 6	+2.048	<b>137.0</b>
10	77 Daan PIJL	NL	Cor Euser Racing	FORD FIESTA	NL	<b>3:04.108</b>	6 6	+2.176	<b>137.0</b>
11	24 Stienes LONGIN	B	FordStore Feyaerts	FORD FIESTA	BE	<b>3:04.481</b>	6 6	+2.549	<b>136.7</b>
12	16 Dominique KRAAN	NL	KNAF-Deltion Academy by JKM	FORD FIESTA	NL	<b>3:04.496</b>	6 6	+2.564	<b>136.7</b>
13	18 Yannick REDANT	B	QSR Racing School	FORD FIESTA	BE	<b>3:04.587</b>	6 6	+2.655	<b>136.6</b>
14	43 Jens VERBESSELT	B	EMG Motorsport	FORD FIESTA	BE	<b>3:04.735</b>	6 6	+2.803	<b>136.5</b>
15	6 Marcel DEKKER	NL	Dekker Racing	FORD FIESTA	NL	<b>3:04.876</b>	3 6	+2.944	<b>136.4</b>
16	12 Ayrton REDANT	B	QSR Racing School	FORD FIESTA	BE	<b>3:04.972</b>	5 6	+3.040	<b>136.3</b>
17	51 Lorenzo VAN RIET	NL	Ferry Monster Autosport	FORD FIESTA	NL	<b>3:05.170</b>	6 6	+3.238	<b>136.2</b>
18	7 Jules GROUWELS	NL	Race Art by BKR	FORD FIESTA	NL	<b>3:05.332</b>	5 5	+3.400	<b>136.0</b>
19	30 Frank VAN LANGENDONCK	BE	Herroelen by GL Racing	FORD FIESTA	BE&NL	<b>3:05.599</b>	5 6	+3.667	<b>135.9</b>
20	37 VAN DAALEN	NL	Technova College by BKR	FORD FIESTA	NL	<b>3:06.091</b>	5 5	+4.159	<b>135.5</b>
21	54 Rogier DE WIT	NL	Ferry Monster Autosport	FORD FIESTA	NL	<b>3:06.573</b>	6 6	+4.641	<b>135.1</b>
22	2 Thibault PARMENTIER	B	Team Floral	FORD FIESTA	BE	<b>3:06.971</b>	5 6	+5.039	<b>134.9</b>
23	8 Ruben VALCKENAERE	B	Team Floral	FORD FIESTA	BE	<b>3:07.206</b>	5 6	+5.274	<b>134.7</b>
24	9 Teun VAN DAM	NL	Dekker Racing	FORD FIESTA	NL	<b>3:08.236</b>	6 6	+6.304	<b>133.9</b>
25	96 BOULTON-SCHILDGEN		VR Racing	FORD FIESTA	NL	<b>3:09.310</b>	5 5	+7.378	<b>133.2</b>
26	14 Jos SLEEGERS	NL	Johan Kraan Motorsport	FORD FIESTA	NL	<b>3:12.191</b>	5 6	+10.259	<b>131.2</b>
27	27 PAMPEL-DOUBEK	B	Belgium Driver Academy	FORD FIESTA	BE	<b>3:16.094</b>	2 2	+14.162	<b>128.6</b>
28	26 Jo VANDERSMISSEN	B	Herroelen Motors by Niels Lagrange	FORD FIESTA	BE	<b>3:16.753</b>	5 5	+14.821	<b>128.2</b>
29	23 Jos VELDBOER	NL	Dekker Racing	FORD FIESTA	NL	<b>3:17.175</b>	5 5	+15.243	<b>127.9</b>
30	11 J. RAPPANGE - B. RAPPANGE	NL	Bas Koeten Racing	FORD FIESTA	NL	<b>3:18.122</b>	2 5	+16.190	<b>127.3</b>
31	40 Hanne TERIUM	BE	EMG Motorsport	FORD FIESTA	BE&NL	<b>3:23.246</b>	2 5	+21.314	<b>124.1</b>
32	5 Ronald BEZUUR	NL	Dekker Racing	FORD FIESTA	NL				

**Fastest Lap** Lap 6 Laurens DE WIT **3:01.932** 138.6 Kph


Published at: .....

Track Status: **DRY**

<b>Race Director</b>	<b>Stewards</b>	<b>Timekeeper:</b> Xavi Lozano JOB-0057-CAT
----------------------	-----------------	---








## FORD FIESTA SPRINT CUP NL & BE SPA RACING FESTIVAL QUALIFYING

### Best Sector Times

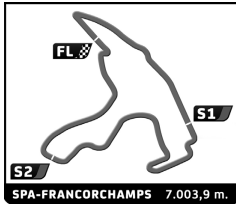
SECTOR 1			SECTOR 2		SECTOR 3		Pos	Driver	Ideal Lap	Best Lap	
Pos	Driver	Time	Driver	Time	Driver	Time					
1	33 L.DE WIT	54.460	15 L.HARTOG	1:18.068	33 L.DE WIT	48.919	1	33 L.DE WIT	3:01.932	3:01.932	(1)
2	3 L.STUART	54.857	24 S.LONGIN	1:18.194	51 L.VAN RIET	49.022	2	15 L.HARTOG	3:02.282	3:02.597	(2)
3	22 G.VAN BERLO	54.862	16 D.KRAAN	1:18.347	4 P.HUART	49.027	3	32 K.HERREMANS	3:03.094	3:03.094	(3)
4	15 L.HARTOG	54.910	33 L.DE WIT	1:18.553	32 K.HERREMANS	49.054	4	17 P.SIELJES	3:03.242	3:03.242	(4)
5	32 K.HERREMANS	54.913	77 D.PIJL	1:18.708	17 P.SIELJES	49.097	5	44 M.LEBURTON	3:03.257	3:03.615	(5)
6	4 P.HUART	54.949	44 M.LEBURTON	1:18.798	43 J.VERBESSELT	49.127	6	4 P.HUART	3:03.449	3:03.847	(7)
7	44 M.LEBURTON	55.097	17 P.SIELJES	1:18.807	52 STOX-GEERTS	49.238	7	52 STOX-GEERTS	3:03.531	3:03.916	(8)
8	52 STOX-GEERTS	55.327	6 M.DEKKER	1:18.881	15 L.HARTOG	49.304	8	22 G.VAN BERLO	3:03.563	3:03.980	(9)
9	17 P.SIELJES	55.338	52 STOX-GEERTS	1:18.966	22 G.VAN BERLO	49.318	9	3 L.STUART	3:03.825	3:03.825	(6)
10	77 D.PIJL	55.374	3 L.STUART	1:19.006	44 M.LEBURTON	49.362	10	24 S.LONGIN	3:04.002	3:04.481	(11)
11	8 R.VALCKENAERE	55.469	32 K.HERREMANS	1:19.127	30 F.VAN LANGENDONCK	49.387	11	77 D.PIJL	3:04.055	3:04.108	(10)
12	51 L.VAN RIET	55.590	54 R.DE WIT	1:19.133	7 J.GROUWELS	49.408	12	43 J.VERBESSELT	3:04.157	3:04.735	(14)
13	18 Y.REDANT	55.634	18 Y.REDANT	1:19.168	37 VAN DAALEN	49.531	13	18 Y.REDANT	3:04.344	3:04.587	(13)
14	12 A.REDANT	55.678	43 J.VERBESSELT	1:19.184	18 Y.REDANT	49.542	14	16 D.KRAAN	3:04.424	3:04.496	(12)
15	43 J.VERBESSELT	55.846	22 G.VAN BERLO	1:19.383	12 A.REDANT	49.553	15	51 L.VAN RIET	3:04.479	3:05.170	(17)
16	6 M.DEKKER	55.948	12 A.REDANT	1:19.453	16 D.KRAAN	49.808	16	12 A.REDANT	3:04.684	3:04.972	(16)
17	30 F.VAN LANGENDONCK	55.988	4 P.HUART	1:19.473	24 S.LONGIN	49.815	17	6 M.DEKKER	3:04.745	3:04.876	(15)
18	24 S.LONGIN	55.993	2 T.PARMENTIER	1:19.578	6 M.DEKKER	49.916	18	30 F.VAN LANGENDONCK	3:05.099	3:05.599	(19)
19	37 VAN DAALEN	56.043	30 F.VAN LANGENDONCK	1:19.724	3 L.STUART	49.962	19	7 J.GROUWELS	3:05.332	3:05.332	(18)
20	2 T.PARMENTIER	56.061	7 J.GROUWELS	1:19.801	77 D.PIJL	49.973	20	37 VAN DAALEN	3:06.058	3:06.091	(20)
21	7 J.GROUWELS	56.123	51 L.VAN RIET	1:19.867	9 T.VAN DAM	50.490	21	54 R.DE WIT	3:06.086	3:06.573	(21)
22	16 D.KRAAN	56.269	8 R.VALCKENAERE	1:20.175	8 R.VALCKENAERE	50.535	22	8 R.VALCKENAERE	3:06.179	3:07.206	(23)
23	54 R.DE WIT	56.314	37 VAN DAALEN	1:20.484	54 R.DE WIT	50.639	23	2 T.PARMENTIER	3:06.314	3:06.971	(22)
24	9 T.VAN DAM	56.525	96 BOULTON-SCHILDGEN	1:20.485	2 T.PARMENTIER	50.675	24	9 T.VAN DAM	3:08.207	3:08.236	(24)
25	14 J.SLEEGERS	56.609	9 T.VAN DAM	1:21.192	96 BOULTON-SCHILDGEN	51.019	25	96 BOULTON-SCHILDGEN	3:09.310	3:09.310	(25)
26	27 PAMPEL-DOUBEK	57.014	14 J.SLEEGERS	1:23.149	26 J.VANDERSMISSEN	51.321	26	14 J.SLEEGERS	3:12.012	3:12.191	(26)
27	23 J.VELDBOER	57.710	40 H.TERIUUM	1:24.336	40 H.TERIUUM	51.447	27	40 H.TERIUUM	3:14.689	3:23.246	(31)
28	96 BOULTON-SCHILDGEN	57.806	23 J.VELDBOER	1:24.458	27 PAMPEL-DOUBEK	51.675	28	27 PAMPEL-DOUBEK	3:14.740	3:16.094	(27)
29	40 H.TERIUUM	58.906	26 J.VANDERSMISSEN	1:25.768	14 J.SLEEGERS	52.254	29	23 J.VELDBOER	3:15.263	3:17.175	(29)
30	26 J.VANDERSMISSEN	59.016	11 J.RAPPANGE - B. RAPPANGE	1:25.769	11 J.RAPPANGE - B. RAPPANGE	52.647	30	26 J.VANDERSMISSEN	3:16.105	3:16.753	(28)
31	11 J.RAPPANGE - B. RAPPANGE	59.217	27 PAMPEL-DOUBEK	1:26.051	23 J.VELDBOER	53.095	31	11 J.RAPPANGE - B. RAPPANGE	3:17.633	3:18.122	(30)



## FORD FIESTA SPRINT CUP NL & BE SPA RACING FESTIVAL QUALIFYING

### Best Top Speeds


Driver	Team		Top 1		Top 2		Top 3		Top 4		Top 5		Avg
			Kph	Lap	Kph	Lap	Kph	Lap	Kph	Lap	Kph	Lap	
15 Loek HARTOG	Bas Koeten Racing	NL	<b>181.2</b>	6	178.8	3	176.5	4	167.2	2	164.9	5	173,7
43 Jens VERBESSELT	EMG Motorsport	BE	<b>180.3</b>	6	177.6	2	176.8	3	172.2	5	95.3	4	160,4
33 Laurens DE WIT	Bas Koeten Racing	NL	<b>180.0</b>	6	179.7	4	172.5	3	170.1	2	166.9	5	173,8
52 STOX-GEERTS	Stox Racing	BE&NL	<b>180.0</b>	5	172.5	4	172.2	2	170.1	6	166.7	3	172,3
51 Lorenzo VAN RIET	Ferry Monster Autosport	NL	<b>179.4</b>	5	172.8	6	171.7	3	167.2	2	155.4	4	169,3
4 Philippe HUART	EMG Motorsport	BE	<b>178.5</b>	3	176.5	6	176.2	5	173.6	2	98.3	4	160,6
6 Marcel DEKKER	Dekker Racing	NL	<b>178.5</b>	3	174.5	4	172.2	5	168.0	2	168.0	6	172,2
3 Liroy STUART	Wensink Racing Team	NL	<b>178.2</b>	6	176.5	5	175.9	4	174.8	3	155.2	2	172,1
17 Paul SIELJES	Stuart Racing Team	NL	<b>178.2</b>	6	173.6	5	173.4	2	170.3	3	162.4	4	171,6
44 Martin LEBURTON	Vanspringel Motorsport	BE	<b>178.2</b>	3	177.3	6	175.0	5	173.4	2	173.1	4	175,4
32 Kenny HERREMANS	Team Floral	BE	<b>176.8</b>	6	173.6	4	172.2	3	165.1	2	161.7	5	169,9
22 Glenn VAN BERLO	JW Race Service	NL	<b>175.6</b>	4	173.9	3	172.8	6	170.6	2	160.2	5	170,6
18 Yannick REDANT	QSR Racing School	BE	<b>174.5</b>	3	170.6	6	168.2	2	165.1	5	65.5	1	148,8
24 Stienes LONGIN	FordStore Feyaerts	BE	<b>174.5</b>	6	171.2	5	170.9	2	169.8	3	160.2	4	169,3
8 Ruben VALCKENAERE	Team Floral	BE	<b>174.2</b>	5	173.6	6	171.7	3	167.2	2	133.7	1	164,1
2 Thibault PARMENTIER	Team Floral	BE	<b>173.9</b>	6	171.4	5	169.8	3	169.3	2	129.5	4	162,8
77 Daan PIJL	Cor Euser Racing	NL	<b>173.9</b>	6	171.7	4	168.5	2	161.4	5	157.7	1	166,6
12 Ayrton REDANT	QSR Racing School	BE	<b>173.4</b>	3	169.8	5	165.6	2	162.2	6	72.9	1	148,8
30 Frank VAN LANGENDONCK	Herroelen by GL Racing	BE&NL	<b>173.4</b>	3	172.8	5	172.0	6	169.0	2	89.1	4	155,3
27 PAMPEL-DOUBEK	Belgium Driver Academy	BE	<b>173.1</b>	2	72.6	1							122,9
40 Hanne TERIUM	EMG Motorsport	BE&NL	<b>172.2</b>	5	154.7	3	153.4	2	143.4	4	109.2	1	146,6
37 VAN DAALEN	Technova College by BKR	NL	<b>171.2</b>	3	169.5	5	165.4	2	69.8	1	69.2	4	129,0
23 Jos VELDBOER	Dekker Racing	NL	<b>170.9</b>	3	170.3	5	140.1	2	90.8	1	74.7	4	129,4
96 BOULTON-SCHILDGEN	VR Racing	NL	<b>170.9</b>	5	164.1	3	161.9	2	79.0	1	78.6	4	130,9
9 Teun VAN DAM	Dekker Racing	NL	<b>170.6</b>	5	170.3	6	169.0	2	168.0	3	97.4	4	155,1
16 Dominique KRAAN	KNAF-Deltion Academy by JKM	NL	<b>170.6</b>	6	169.3	3	169.3	5	168.2	2	85.0	4	152,5
54 Rogier DE WIT	Ferry Monster Autosport	NL	<b>170.1</b>	3	168.5	5	166.4	6	166.2	2	125.4	1	159,3
7 Jules GROUWELS	Race Art by BKR	NL	<b>169.8</b>	3	169.3	5	168.5	2	146.7	4	78.3	1	146,5
14 Jos SLEEGERS	Johan Kraan Motorsport	NL	<b>169.8</b>	5	165.6	3	165.1	6	161.9	2	79.5	1	148,4
26 Jo VANDERSMISSEN	Herroelen Motors by Niels Lagrange	BE	<b>168.5</b>	3	167.2	5	166.9	2	77.2	4	72.2	1	130,4
11 J. RAPPANGE - B. RAPPANG	Bas Koeten Racing	NL	<b>164.9</b>	2	164.1	3	159.3	5	73.4	1	73.3	4	127,0
5 Ronald BEZUUR	Dekker Racing	NL											



## FORD FIESTA SPRINT CUP NL & BE SPA RACING FESTIVAL QUALIFYING

### Fastest Lap Sequence

Practice Time	Driver	Team	Car	Class	Time	Kph	Lap
6:41.847	<b>77 Daan PIJL</b>	Cor Euser Racing	FORD FIESTA	NL	<b>3:05.602</b>	135.9	2
6:42.596	<b>24 Stienes LONGIN</b>	FordStore Feyaerts	FORD FIESTA	BE	<b>3:05.072</b>	136.2	2
7:22.897	<b>44 Martin LEBURTON</b>	Vanspringel Motorsport	FORD FIESTA	BE	<b>3:04.789</b>	136.4	2
10:14.429	<b>15 Loek HARTOG</b>	Bas Koeten Racing	FORD FIESTA	NL	<b>3:02.597</b>	138.1	3
21:10.116	<b>33 Laurens DE WIT</b>	Bas Koeten Racing	FORD FIESTA	NL	<b>3:01.932</b>	138.6	6




## FORD FIESTA SPRINT CUP NL & BE SPA RACING FESTIVAL QUALIFYING

### Analysis

Lap	Time	Sector 1	Sector 2	Sector 3	T. Spd	Elapsed	Lap	Time	Sector 1	Sector 2	Sector 3	T. Spd	Elapsed	
<b>2</b>	<b>Thibault PARMENTIER</b>						B							
	Team Floral							FORD FIESTA						
1	4:22.316	1:42.268	1:45.229	54.819	74.8	4:22.316	1	5:08.447	2:02.424	1:53.559	1:12.464	95.7	5:08.447	
2	3:08.877	56.978	1:21.224	<b>50.675</b>	169.3	7:31.193	2	3:14.035	57.426	1:25.410	51.199	169.0	8:22.482	
3	3:08.013	56.865	1:20.470	50.678	169.8	10:39.206	3	3:10.246	57.245	1:22.425	50.576	168.0	11:32.728	
4	4:56.324	57.335	2:01.693	1:57.296	129.5	15:35.530	4	4:21.945	1:25.100	1:43.221	1:13.624	97.4	15:54.673	
5	<b>3:06.971</b>	56.259	1:19.876	50.836	171.4	18:42.501	5	3:08.987	56.646	1:21.851	<b>50.490</b>	170.6	19:03.660	
6	3:18.141 <b>B</b>	<b>56.061</b>	<b>1:19.578</b>	1:02.502	173.9	22:00.642	6	<b>3:08.236</b>	<b>56.525</b>	<b>1:21.192</b>	50.519	170.3	22:11.896	
<b>3</b>	<b>Liroy STUART</b>						NL							
	Wensink Racing Team							FORD FIESTA						
1	4:13.161	1:40.210	1:39.198	53.753	141.2	4:13.161	1	5:05.482	1:51.575	1:56.871	1:17.036	73.4	5:05.482	
2	3:10.006	57.410	1:22.062	50.534	155.2	7:23.167	2	<b>3:18.122</b>	59.706	<b>1:25.769</b>	<b>52.647</b>	164.9	8:23.604	
3	3:04.902	55.762	1:19.128	50.012	174.8	10:28.069	3	3:21.098	59.444	1:26.409	55.245	164.1	11:44.702	
4	5:00.839	55.019	2:00.770	2:05.050	175.9	15:28.908	4	4:40.536	1:49.020	1:58.561	52.955	73.3	16:25.238	
5	3:08.864	57.396	1:19.510	51.958	176.5	18:37.772	5	3:23.530	<b>59.217</b>	1:25.883	58.430	159.3	19:48.768	
6	<b>3:03.825</b>	<b>54.857</b>	<b>1:19.006</b>	<b>49.962</b>	178.2	21:41.597								
<b>4</b>	<b>Philippe HUART</b>						B							
	EMG Motorsport							FORD FIESTA						
1	5:15.308	2:00.875	1:54.553	1:19.880	96.0	5:15.308	1	5:30.748	2:43.248	1:39.894	1:07.606	72.9	5:30.748	
2	3:09.898	55.809	1:20.380	53.709	173.6	8:25.206	2	3:12.914	58.970	1:23.286	50.658	165.6	8:43.662	
3	3:04.911	55.304	1:19.609	49.998	178.5	11:30.117	3	3:11.184	56.393	1:19.616	55.175	173.4	11:54.846	
4	4:23.646	1:26.254	1:43.870	1:13.522	98.3	15:53.763	4	4:52.861	2:02.092	1:58.251	52.518	68.0	16:47.707	
5	<b>3:03.847</b>	<b>54.949</b>	<b>1:19.473</b>	49.425	176.2	18:57.610	5	<b>3:04.972</b>	<b>55.678</b>	<b>1:19.453</b>	49.841	169.8	19:52.679	
6	3:05.180	56.175	1:19.978	<b>49.027</b>	176.5	22:02.790	6	3:06.373	56.497	1:20.323	<b>49.553</b>	162.2	22:59.052	
<b>6</b>	<b>Marcel DEKKER</b>						NL							
	Dekker Racing							FORD FIESTA						
1	4:16.387	1:50.440	1:33.132	52.815	99.7	4:16.387	1	5:07.716	1:55.200	1:56.323	1:16.193	79.5	5:07.716	
2	3:07.156	56.734	1:20.269	50.153	168.0	7:23.543	2	3:20.021	57.670	1:28.519	53.832	161.9	8:27.737	
3	<b>3:04.876</b>	<b>55.948</b>	<b>1:18.881</b>	50.047	178.5	10:28.419	3	3:18.727	57.718	1:26.036	54.973	165.6	11:46.464	
4	5:00.116	56.255	1:59.625	2:04.236	174.5	15:28.535	4	4:46.597	1:51.452	2:02.841	52.304	69.9	16:33.061	
5	3:06.653	56.824	1:19.253	50.576	172.2	18:35.188	5	<b>3:12.191</b>	<b>56.609</b>	<b>1:23.149</b>	52.433	169.8	19:45.252	
6	3:06.042	57.107	1:19.019	<b>49.916</b>	168.0	21:41.230	6	3:13.270	57.038	1:23.978	<b>52.254</b>	165.1	22:58.522	
<b>7</b>	<b>Jules GROUWELS</b>						NL							
	Race Art by BKR							FORD FIESTA						
1	5:02.738	1:50.736	1:55.493	1:16.509	78.3	5:02.738	1	4:02.952	1:23.889	1:33.374	1:05.689	154.5	4:02.952	
2	4:51.100	56.902	2:46.590	1:07.608	168.5	9:53.838	2	3:08.880	56.576	1:18.793	53.511	167.2	7:11.832	
3	4:19.909	56.750	1:51.533	1:31.626	169.8	14:13.747	3	<b>3:02.597</b>	54.975	1:18.318	<b>49.304</b>	178.8	10:14.429	
4	3:42.560	1:27.036	1:24.658	50.866	146.7	17:56.307	4	4:12.258	54.930	1:42.981	1:34.347	176.5	14:26.687	
5	<b>3:05.332</b>	<b>56.123</b>	<b>1:19.801</b>	<b>49.408</b>	169.3	21:01.639	5	3:40.940	1:22.649	1:19.386	58.905	164.9	18:07.627	
6							6	3:02.753	<b>54.910</b>	<b>1:18.068</b>	49.775	181.2	21:10.380	
<b>8</b>	<b>Ruben VALCKENAERE</b>						B							
	Team Floral							FORD FIESTA						
1	4:10.335	1:27.307	1:39.869	1:03.159	133.7	4:10.335	1	5:06.825	1:51.969	1:56.816	1:18.040	69.2	5:06.825	
2	3:13.237	57.168	1:23.079	52.990	167.2	7:23.572	2	3:07.482	57.613	1:19.300	50.569	168.2	8:14.307	
3	3:10.044	58.136	1:21.373	<b>50.535</b>	171.7	10:33.616	3	3:06.039	56.929	1:19.105	50.005	169.3	11:20.346	
4	5:00.126	59.984	2:03.826	1:56.316	83.9	15:33.742	4	4:29.086	1:19.813	1:47.473	1:21.800	85.0	15:49.432	
5	<b>3:07.206</b>	<b>55.469</b>	<b>1:20.175</b>	51.562	174.2	18:40.948	5	3:04.832	56.574	<b>1:18.347</b>	49.911	169.3	18:54.264	
6	3:07.857	56.007	1:20.660	51.190	173.6	21:48.805	6	<b>3:04.496</b>	<b>56.269</b>	1:18.419	<b>49.808</b>	170.6	21:58.760	
<b>9</b>	<b>Teun VAN DAM</b>						NL							
	Dekker Racing							FORD FIESTA						
1	4:13.912	1:41.890	1:38.441	53.581	134.0	4:13.912	1	4:13.912	1:41.890	1:38.441	53.581	134.0	4:13.912	
2	3:07.816	56.385	1:21.129	50.302	173.4	7:21.728	2	3:07.816	56.385	1:21.129	50.302	173.4	7:21.728	
3	3:08.818	56.280	1:23.115	49.423	170.3	10:30.546	3	3:08.818	56.280	1:23.115	49.423	170.3	10:30.546	
4	5:02.602	55.091	2:00.883	2:06.628	162.4	15:33.148	4	5:02.602	55.091	2:00.883	2:06.628	162.4	15:33.148	

■ Personal Best ■ Session Best ■ Crossing the finish line in pit lane



## FORD FIESTA SPRINT CUP NL & BE SPA RACING FESTIVAL QUALIFYING

### Analysis

■ Personal Best ■ Session Best ■ Crossing the finish line in pit lane

Lap	Time	Sector 1	Sector 2	Sector 3	T. Spd	Elapsed
5	3:08.548	55.863	1:20.928	51.757	173.6	18:41.696
6	<b>3:03.242</b>	<b>55.338</b>	<b>1:18.807</b>	<b>49.097</b>	178.2	21:44.938

<b>18</b> Yannick REDANT <span style="float: right;">B</span>						
QSR Racing School <span style="float: right;">FORD FIESTA</span>						
1	5:29.517	2:42.478	1:40.024	1:07.015	65.5	5:29.517
2	3:13.786	56.966	1:25.689	51.131	168.2	8:43.303
3	3:08.949	55.955	1:19.793	53.201	174.5	11:52.252
4	4:54.746	2:01.454	1:59.421	53.871	63.9	16:46.998
5	3:06.150	56.461	1:20.147	<b>49.542</b>	165.1	19:53.148
6	<b>3:04.587</b>	<b>55.634</b>	<b>1:19.168</b>	49.785	170.6	22:57.735

<b>22</b> Glenn VAN BERLO <span style="float: right;">NL</span>						
JW Race Service <span style="float: right;">FORD FIESTA</span>						
1	4:06.349	1:40.661	1:29.974	55.714	141.7	4:06.349
2	3:09.723	56.663	1:20.322	52.738	170.6	7:16.072
3	<b>3:03.980</b>	55.279	<b>1:19.383</b>	<b>49.318</b>	173.9	10:20.052
4	4:13.820	<b>54.862</b>	1:46.502	1:32.456	175.6	14:33.872
5	3:39.607	1:23.176	1:19.391	57.040	160.2	18:13.479
6	3:04.950	55.485	1:19.801	49.664	172.8	21:18.429

<b>23</b> Jos VELDBOER <span style="float: right;">NL</span>						
Dekker Racing <span style="float: right;">FORD FIESTA</span>						
1	5:28.977	2:18.964	1:44.097	1:25.916	90.8	5:28.977
2	3:22.606	1:01.828	1:27.683	<b>53.095</b>	140.1	8:51.583
3	3:36.980	58.356	1:25.643	1:12.981	170.9	12:28.563
4	4:41.373	1:54.757	1:50.544	56.072	74.7	17:09.936
5	<b>3:17.175</b>	<b>57.710</b>	<b>1:24.458</b>	55.007	170.3	20:27.111

<b>24</b> Stienes LONGIN <span style="float: right;">B</span>						
FordStore Feyaerts <span style="float: right;">FORD FIESTA</span>						
1	3:37.524	1:17.839	1:28.958	50.727	142.7	3:37.524
2	3:05.072	56.429	1:18.546	50.097	170.9	6:42.596
3	3:34.087	56.438	1:47.834	<b>49.815</b>	169.8	10:16.683
4	5:10.188	58.564	2:05.358	2:06.266	160.2	15:26.871
5	3:09.001	58.945	1:19.341	50.715	171.2	18:35.872
6	<b>3:04.481</b>	<b>55.993</b>	<b>1:18.194</b>	50.294	174.5	21:40.353

<b>26</b> Jo VANDERSMISSEN <span style="float: right;">B</span>						
Herroelen Motors by Niels Lagrange <span style="float: right;">FORD FIESTA</span>						
1	5:23.901	1:53.728	1:59.740	1:30.433	72.2	5:23.901
2	3:21.775	59.363	1:29.991	52.421	166.9	8:45.676
3	3:42.212	<b>59.016</b>	1:30.491	1:12.705	168.5	12:27.888
4	4:38.255	1:49.872	1:53.100	55.283	77.2	17:06.143
5	<b>3:16.753</b>	59.664	<b>1:25.768</b>	<b>51.321</b>	167.2	20:22.896

<b>27</b> PAMPÉL-DOUBEK <span style="float: right;">B</span>						
Belgium Driver Academy <span style="float: right;">FORD FIESTA</span>						
1	5:25.940	2:40.116	1:41.932	1:03.892	72.6	5:25.940
2	<b>3:16.094</b>	58.368	<b>1:26.051</b>	<b>51.675</b>	173.1	8:42.034

<b>30</b> Frank VAN LANGENDONCK <span style="float: right;">BE</span>						
Herroelen by GL Racing <span style="float: right;">FORD FIESTA</span>						
1	5:21.424	1:47.095	2:03.519	1:30.810	55.5	5:21.424
2	3:12.417	58.195	1:22.888	51.334	169.0	8:33.841
3	3:05.676	56.202	1:20.030	49.444	173.4	11:39.517

Lap	Time	Sector 1	Sector 2	Sector 3	T. Spd	Elapsed
4	4:31.768	1:31.296	2:04.180	56.292	89.1	16:11.285
5	<b>3:05.599</b>	<b>55.988</b>	<b>1:19.724</b>	49.887	172.8	19:16.884
6	3:05.752	56.084	1:20.281	<b>49.387</b>	172.0	22:22.636

<b>32</b> Kenny HERREMANS <span style="float: right;">B</span>						
Team Floral <span style="float: right;">FORD FIESTA</span>						
1	3:42.717	1:23.807	1:27.997	50.913	150.4	3:42.717
2	3:30.211	57.322	1:20.557	1:12.332	165.1	7:12.928
3	3:05.475	56.127	1:19.531	49.817	172.2	10:18.403
4	4:11.578	55.351	1:44.759	1:31.468	173.6	14:29.981
5	3:38.919	1:22.930	1:19.420	56.569	161.7	18:08.900
6	<b>3:03.094</b>	<b>54.913</b>	<b>1:19.127</b>	<b>49.054</b>	176.8	21:11.994

<b>33</b> Laurens DE WIT <span style="float: right;">NL</span>						
Bas Koeten Racing <span style="float: right;">FORD FIESTA</span>						
1	4:03.353	1:24.772	1:35.358	1:03.223	153.6	4:03.353
2	3:07.799	55.868	1:21.099	50.832	170.1	7:11.152
3	3:03.556	55.554	1:19.010	48.992	172.5	10:14.708
4	4:12.760	54.826	1:48.098	1:29.836	179.7	14:27.468
5	3:40.716	1:22.909	1:18.929	58.878	166.9	18:08.184
6	<b>3:01.932</b>	<b>54.460</b>	<b>1:18.553</b>	<b>48.919</b>	180.0	21:10.116


<b>37</b> VAN DAALEN <span style="float: right;">NL</span>						
Technova College by BKR <span style="float: right;">FORD FIESTA</span>						
1	5:50.731	2:38.761	2:11.194	1:00.776	69.8	5:50.731
2	3:12.517	57.429	1:22.649	52.439	165.4	9:03.248
3	3:39.711	<b>56.043</b>	1:23.913	1:19.755	171.2	12:42.959
4	4:41.709	1:51.085	1:49.802	1:00.822	69.2	17:24.668
5	<b>3:06.091</b>	56.076	<b>1:20.484</b>	<b>49.531</b>	169.5	20:30.759

<b>40</b> Hanne TERIUM <span style="float: right;">BE</span>						
EMG Motorsport <span style="float: right;">FORD FIESTA</span>						
1	5:27.486	2:05.037	1:54.394	1:28.055	109.2	5:27.486
2	<b>3:23.246</b>	1:02.608	1:28.091	52.547	153.4	8:50.732
3	3:48.929B	1:00.394	1:28.556	1:19.979	154.7	12:39.661
4	5:14.975	2:59.192	<b>1:24.336</b>	<b>51.447</b>	143.4	17:54.636
5	3:52.895B	<b>58.906</b>	1:29.258	1:24.731	172.2	21:47.531

<b>43</b> Jens VERBESSELT <span style="float: right;">B</span>						
EMG Motorsport <span style="float: right;">FORD FIESTA</span>						
1	5:14.200	1:58.503	1:56.140	1:19.557	87.9	5:14.200
2	3:09.438	57.272	1:21.451	50.715	177.6	8:23.638
3	3:06.214	56.274	1:19.726	50.214	176.8	11:29.852
4	4:23.032	1:25.604	1:43.940	1:13.488	95.3	15:52.884
5	3:04.894	<b>55.846</b>	1:19.921	<b>49.127</b>	172.2	18:57.778
6	<b>3:04.735</b>	56.118	<b>1:19.184</b>	49.433	180.3	22:02.513




<b>44</b> Martin LEBURTON <span style="float: right;">B</span>						
Vanspringel Motorsport <span style="float: right;">FORD FIESTA</span>						
1	4:18.108	1:49.880	1:35.843	52.385	99.4	4:18.108
2	3:04.789	<b>55.097</b>	1:19.960	49.732	173.4	7:22.897
3	3:03.928	55.313	1:19.213	49.402	178.2	10:26.825
4	5:00.885	55.534	2:00.928	2:04.423	173.1	15:27.710
5	3:12.575	57.534	<b>1:18.798</b>	56.243	175.0	18:40.285
6	<b>3:03.615</b>	55.181	1:19.072	<b>49.362</b>	177.3	21:43.900






## FORD FIESTA SPRINT CUP NL & BE SPA RACING FESTIVAL QUALIFYING

### Analysis

 Personal Best  Session Best  B Crossing the finish line in pit lane


Lap	Time	Sector 1	Sector 2	Sector 3	T. Spd	Elapsed	Lap	Time	Sector 1	Sector 2	Sector 3	T. Spd	Elapsed
<b>51</b>	<b>Lorenzo VAN RIET</b> NL												
	Ferry Monster Autosport							FORD FIESTA					
1	4:17.522	1:51.397	1:32.863	53.262	98.1	4:17.522							
2	3:06.382	55.876	1:20.867	49.639	167.2	7:23.904							
3	3:05.465	55.754	1:20.689	<b>49.022</b>	171.7	10:29.369							
4	5:01.425	55.580	2:00.106	2:05.739	155.4	15:30.794							
5	3:08.379	55.818	<b>1:19.867</b>	52.694	179.4	18:39.173							
6	<b>3:05.170</b>	<b>55.590</b>	1:20.206	49.374	172.8	21:44.343							
<b>52</b>	<b>STOX-GEERTS</b> NL												
	Stox Racing							FORD FIESTA					
1	4:18.995	1:51.987	1:34.129	52.879	97.0	4:18.995							
2	3:05.372	55.734	1:19.889	49.749	172.2	7:24.367							
3	3:05.506	55.436	1:20.832	<b>49.238</b>	166.7	10:29.873							
4	5:01.203	55.521	2:00.331	2:05.351	172.5	15:31.076							
5	3:05.673	55.675	1:20.146	49.852	180.0	18:36.749							
6	<b>3:03.916</b>	<b>55.327</b>	<b>1:18.966</b>	49.623	170.1	21:40.665							
<b>54</b>	<b>Rogier DE WIT</b> NL												
	Ferry Monster Autosport							FORD FIESTA					
1	5:04.073	2:10.912	1:44.185	1:08.976	125.4	5:04.073							
2	3:31.755	57.651	1:40.321	53.783	166.2	8:35.828							
3	3:10.134	<b>56.314</b>	1:19.964	53.856	170.1	11:45.962							
4	4:44.100	1:49.714	2:03.633	50.753	73.4	16:30.062							
5	3:06.877	56.605	1:19.633	<b>50.639</b>	168.5	19:36.939							
6	<b>3:06.573</b>	56.755	<b>1:19.133</b>	50.685	166.4	22:43.512							
<b>77</b>	<b>Daan PIJL</b> NL												
	Cor Euser Racing							FORD FIESTA					
1	3:36.245	1:22.507	1:23.416	50.322	157.7	3:36.245							
2	3:05.602	56.313	1:19.283	50.006	168.5	6:41.847							
3	3:16.228	57.641	1:23.669	54.918	153.6	9:58.075							
4	4:23.342	55.608	1:52.536	1:35.198	171.7	14:21.417							
5	3:36.049	1:27.275	<b>1:18.708</b>	50.066	161.4	17:57.466							
6	<b>3:04.108</b>	<b>55.374</b>	1:18.761	<b>49.973</b>	173.9	21:01.574							
<b>96</b>	<b>BOULTON-SCHILDGEN</b> NL												
	VR Racing							FORD FIESTA					
1	5:34.555	2:20.484	1:44.428	1:29.643	79.0	5:34.555							
2	3:16.692	58.736	1:25.866	52.090	161.9	8:51.247							
3	3:41.028	58.715	1:25.995	1:16.318	164.1	12:32.275							
4	4:31.763	1:52.198	1:46.765	52.800	78.6	17:04.038							
5	<b>3:09.310</b>	<b>57.806</b>	<b>1:20.485</b>	<b>51.019</b>	170.9	20:13.348							



## FORD FIESTA SPRINT CUP NL & BE SPA RACING FESTIVAL RACE 1 (30')

### Starting Grid

3:23.246	<b>Hanne TERIUM</b>	EMG Motorsport	40	- 16 -	5	Dekker Racing	Ronald BEZUUR
3:17.175	<b>Jos VELDBOER</b>	Dekker Racing	23	- 15 -	11	Bas Koeten Racing	J. RAPPANGE - B. RAPPANGE 3:18.122
3:16.094	<b>PAMPEL-DOUBEK</b>	Belgium Driver Academy	27	- 14 -	26	Herroelen Motors by Niels Lagrange	Jo VANDERSMISSEN 3:16.753
3:09.310	<b>BOULTON-SCHILDGEN</b>	VR Racing	96	- 13 -	14	Johan Kraan Motorsport	Jos SLEEGERS 3:12.191
3:07.206	<b>Ruben VALCKENAERE</b>	Team Floral	8	- 12 -	9	Dekker Racing	Teun VAN DAM 3:08.236
3:06.573	<b>Rogier DE WIT</b>	Ferry Monster Autosport	54	- 11 -	2	Team Floral	Thibault PARMENTIER 3:06.971
3:05.599	<b>Frank VAN LANGENDONCK</b>	Herroelen by GL Racing	30	- 10 -	37	Technova College by BKR	VAN DAALEN 3:06.091
3:05.170	<b>Lorenzo VAN RIET</b>	Ferry Monster Autosport	51	- 9 -	7	Race Art by BKR	Jules GROUWELS 3:05.332
3:04.876	<b>Marcel DEKKER</b>	Dekker Racing	6	- 8 -	12	QSR Racing School	Ayrton REDANT 3:04.972
3:04.587	<b>Yannick REDANT</b>	QSR Racing School	18	- 7 -	43	EMG Motorsport	Jens VERBESSELT 3:04.735
3:04.481	<b>Stienes LONGIN</b>	FordStore Feyaerts	24	- 6 -	16	KNAF-Deltion Academy by JKM	Domenique KRAAN 3:04.496
3:02.597	<b>Loek HARTOG</b>	Bas Koeten Racing	15	- 5 -	33	Bas Koeten Racing	Laurens DE WIT 3:01.932
3:03.242	<b>Paul SIELJES</b>	Stuart Racing Team	17	- 4 -	32	Team Floral	Kenny HERREMANS 3:03.094
3:03.825	<b>Liroy STUART</b>	Wensink Racing Team	3	- 3 -	44	Vanspringel Motorsport	Martin LEBURTON 3:03.615
3:03.916	<b>STOX-GEERTS</b>	Stox Racing	52	- 2 -	4	EMG Motorsport	Philippe HUART 3:03.847
					22	JW Race Service	Glenn VAN BERLO 3:03.980



## FORD FIESTA SPRINT CUP NL & BE SPA RACING FESTIVAL RACE 1 (30')

### Starting Grid

3:04.108  
Daan PIJL

Cor Euser Racing 77

- 1 -




Pole

<b>Race Director</b> 	<b>Stewards</b> 	<b>Timekeeper:</b> Xavi Lozano JOB-0057-CAT
--------------------------	---------------------	---







## FORD FIESTA SPRINT CUP NL & BE SPA RACING FESTIVAL RACE 1

### Final Classification by Class

Nr. Driver	Nat	Team	Car	Laps	Total Time	Gap	Kph	Best Lap				
								Lap	Time	Kph		
<b>BE</b>												
1	44	Martin LEBURTON	B	Vanspringel Motorsport	FORD FIESTA	10	<b>30:42.322</b>	136.6	9	<b>3:02.833</b>	137.9	
2	32	Kenny HERREMANS	B	Team Floral	FORD FIESTA	10	<b>30:47.516</b>	+5.194	136.2	6	<b>3:03.037</b>	137.8
3	43	Jens VERBESSELT	B	EMG Motorsport	FORD FIESTA	10	<b>30:51.930</b>	+9.608	135.9	4	<b>3:02.163</b>	138.4
4	52	STOX-GEERTS	NL	Stox Racing	FORD FIESTA	10	<b>31:02.203</b>	+19.881	135.2	6	<b>3:02.855</b>	137.9
5	18	Yannick REDANT	B	QSR Racing School	FORD FIESTA	10	<b>31:15.951</b>	+33.629	134.2	5	<b>3:06.279</b>	135.4
6	8	Ruben VALCKENAERE	B	Team Floral	FORD FIESTA	10	<b>31:17.212</b>	+34.890	134.1	9	<b>3:04.953</b>	136.3
7	24	Stienes LONGIN	B	FordStore Feyaerts	FORD FIESTA	10	<b>31:18.184</b>	+35.862	134.0	5	<b>3:05.139</b>	136.2
8	2	Thibault PARMENTIER	B	Team Floral	FORD FIESTA	10	<b>31:18.751</b>	+36.429	134.0	3	<b>3:04.849</b>	136.4
9	40	Hanne TERIJM	BE	EMG Motorsport	FORD FIESTA	10	<b>31:44.035</b>	+1'01.713	132.2	9	<b>3:06.235</b>	135.4
10	4	Philippe HUART	B	EMG Motorsport	FORD FIESTA	10	<b>31:50.485</b>	+1'08.163	131.7	5	<b>3:03.029</b>	137.8
11	12	Ayrton REDANT	B	QSR Racing School	FORD FIESTA	10	<b>31:52.511</b>	+1'10.189	131.6	2	<b>3:06.223</b>	135.4
12	26	Jo VANDERSMISSEN	B	Herroelen Motors by Niels Lagrange	FORD FIESTA	10	<b>32:31.192</b>	+1'48.870	129.0	6	<b>3:10.485</b>	132.4
13	30	Frank VAN LANGENDONCK	BE	Herroelen by GL Racing	FORD FIESTA	7	<b>25:35.530</b>	3 Laps	114.7	6	<b>3:03.793</b>	137.2
<i>Not started</i>												
27	PAMPEL-DOUBEK	B	Belgium Driver Academy	FORD FIESTA								

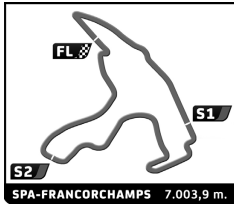
CAR 4 - PENALTY OF 30 SECONDS DUE TO OVERSPEEDING IN PITLANE

Published at: .....

Track Status: **DRY**

<b>Race Director</b>	<b>Stewards</b>	<b>Timekeeper:</b> Xavi Lozano JOB-0057-CAT
----------------------	-----------------	---





## FORD FIESTA SPRINT CUP NL & BE SPA RACING FESTIVAL RACE 1

### Final Classification by Class

Nr. Driver	Nat	Team	Car	Laps	Total Time	Gap	Kph	Best Lap				
								Lap	Time	Kph		
<b>1</b>												
1	16	Domenique KRAAN	NL	KNAF-Deltion Academy by JKM	FORD FIESTA	10	<b>30:40.425</b>	136.8	3	<b>3:01.626</b>	138.8	
2	15	Loek HARTOG	NL	Bas Koeten Racing	FORD FIESTA	10	<b>30:41.045</b>	+0.620	136.7	4	<b>3:01.918</b>	138.6
3	77	Daan PIJL	NL	Cor Euser Racing	FORD FIESTA	10	<b>30:42.858</b>	+2.433	136.6	9	<b>3:02.945</b>	137.8
4	17	Paul SIELJES	NL	Stuart Racing Team	FORD FIESTA	10	<b>30:48.122</b>	+7.697	136.2	7	<b>3:02.954</b>	137.8
5	51	Lorenzo VAN RIET	NL	Ferry Monster Autosport	FORD FIESTA	10	<b>31:01.518</b>	+21.093	135.2	6	<b>3:04.257</b>	136.8
6	52	STOX-GEERTS	NL	Stox Racing	FORD FIESTA	10	<b>31:02.203</b>	+21.778	135.2	6	<b>3:02.855</b>	137.9
7	22	Glenn VAN BERLO	NL	JW Race Service	FORD FIESTA	10	<b>31:13.733</b>	+33.308	134.3	9	<b>3:03.589</b>	137.3
8	40	Hanne TERIJM	BE	EMG Motorsport	FORD FIESTA	10	<b>31:44.035</b>	+1'03.610	132.2	9	<b>3:06.235</b>	135.4
9	11	J. RAPPANGE - B. RAPPANGE	NL	Bas Koeten Racing	FORD FIESTA	10	<b>32:08.608</b>	+1'28.183	130.5	6	<b>3:10.410</b>	132.4
10	7	Jules GROUWELS	NL	Race Art by BKR	FORD FIESTA	7	<b>25:07.393</b>	3 Laps	116.8	3	<b>3:05.108</b>	136.2
<b>2</b>												
1	33	Laurens DE WIT	NL	Bas Koeten Racing	FORD FIESTA	10	<b>30:41.441</b>	136.7	4	<b>3:02.605</b>	138.1	
2	3	Leroy STUART	NL	Wensink Racing Team	FORD FIESTA	10	<b>30:42.287</b>	+0.846	136.6	8	<b>3:02.171</b>	138.4
3	54	Rogier DE WIT	NL	Ferry Monster Autosport	FORD FIESTA	10	<b>31:12.142</b>	+30.701	134.4	2	<b>3:04.676</b>	136.5
4	6	Marcel DEKKER	NL	Dekker Racing	FORD FIESTA	10	<b>31:16.479</b>	+35.038	134.1	5	<b>3:06.030</b>	135.5
5	96	BOULTON-SCHILDGEN		VR Racing	FORD FIESTA	10	<b>31:31.033</b>	+49.592	133.1	6	<b>3:06.394</b>	135.3
6	9	Teun VAN DAM	NL	Dekker Racing	FORD FIESTA	10	<b>31:39.977</b>	+58.536	132.5	5	<b>3:07.529</b>	134.5
7	23	Jos VELDBOER	NL	Dekker Racing	FORD FIESTA	10	<b>32:36.246</b>	+1'54.805	128.7	9	<b>3:13.281</b>	130.5
8	37	VAN DAALEN	NL	Technova College by BKR	FORD FIESTA	10	<b>33:11.221</b>	+2'29.780	126.4	6	<b>3:05.822</b>	135.7
9	14	Jos SLEEGERS	NL	Johan Kraan Motorsport	FORD FIESTA	9	<b>30:57.353</b>	1 Laps	121.9	7	<b>3:09.368</b>	133.1
10	30	Frank VAN LANGENDONCK	BE	Herroelen by GL Racing	FORD FIESTA	7	<b>25:35.530</b>	3 Laps	114.7	6	<b>3:03.793</b>	137.2
<b>Not started</b>												
5		Ronald BEZUUR	NL	Dekker Racing	FORD FIESTA							


CAR 4 - PENALTY OF 30 SECONDS DUE TO OVERSPEEDING IN PITLANE  
CAR 14 PENALTY OF 5 SECONDS DUE TO RACE CONTROL DECISION

Published at: .....

Track Status: **DRY**

<b>Race Director</b>	<b>Stewards</b>	<b>Timekeeper:</b> Xavi Lozano JOB-0057-CAT
----------------------	-----------------	---






## FORD FIESTA SPRINT CUP NL & BE SPA RACING FESTIVAL RACE 1

### Best Sector Times

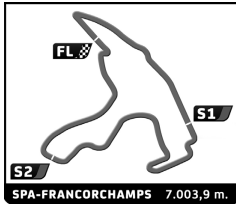
SECTOR 1			SECTOR 2		SECTOR 3		Pos	Driver	Ideal Lap	Best Lap
Pos	Driver	Time	Driver	Time	Driver	Time				
1	3 L.STUART	54.253	16 D.KRAAN	1:17.683	44 M.LEBURTON	48.504	1	16 D.KRAAN	3:00.880	3:01.626 (1)
2	4 P.HUART	54.502	17 P.SIELJES	1:18.020	16 D.KRAAN	48.559	2	3 L.STUART	3:01.232	3:02.171 (4)
3	16 D.KRAAN	54.638	33 L.DE WIT	1:18.101	33 L.DE WIT	48.658	3	33 L.DE WIT	3:01.604	3:02.605 (5)
4	32 K.HERREMANS	54.647	15 L.HARTOG	1:18.153	3 L.STUART	48.716	4	15 L.HARTOG	3:01.766	3:01.918 (2)
5	15 L.HARTOG	54.660	3 L.STUART	1:18.263	4 P.HUART	48.856	5	44 M.LEBURTON	3:01.910	3:02.833 (6)
6	52 STOX-GEERTS	54.770	52 STOX-GEERTS	1:18.377	43 J.VERBESSELT	48.878	6	17 P.SIELJES	3:02.050	3:02.954 (9)
7	43 J.VERBESSELT	54.773	77 D.PIJL	1:18.456	15 L.HARTOG	48.953	7	43 J.VERBESSELT	3:02.163	3:02.163 (3)
8	33 L.DE WIT	54.845	44 M.LEBURTON	1:18.461	17 P.SIELJES	49.004	8	52 STOX-GEERTS	3:02.222	3:02.855 (7)
9	77 D.PIJL	54.916	43 J.VERBESSELT	1:18.512	51 L.VAN RIET	49.011	9	4 P.HUART	3:02.328	3:03.029 (10)
10	44 M.LEBURTON	54.945	24 S.LONGIN	1:18.539	32 K.HERREMANS	49.013	10	32 K.HERREMANS	3:02.351	3:03.037 (11)
11	17 P.SIELJES	55.026	54 R.DE WIT	1:18.643	52 STOX-GEERTS	49.075	11	77 D.PIJL	3:02.522	3:02.945 (8)
12	22 G.VAN BERLO	55.036	32 K.HERREMANS	1:18.691	30 F.VAN LANGENDONCK	49.146	12	51 L.VAN RIET	3:03.257	3:04.257 (14)
13	51 L.VAN RIET	55.111	2 T.PARMENTIER	1:18.776	77 D.PIJL	49.150	13	22 G.VAN BERLO	3:03.361	3:03.589 (12)
14	7 J.GROUWELS	55.277	4 P.HUART	1:18.970	22 G.VAN BERLO	49.169	14	30 F.VAN LANGENDONCK	3:03.433	3:03.793 (13)
15	30 F.VAN LANGENDONCK	55.304	30 F.VAN LANGENDONCK	1:18.983	7 J.GROUWELS	49.210	15	2 T.PARMENTIER	3:03.881	3:04.849 (16)
16	40 H.TERIUUM	55.426	6 M.DEKKER	1:19.006	12 A.REDANT	49.375	16	54 R.DE WIT	3:03.950	3:04.676 (15)
17	2 T.PARMENTIER	55.558	18 Y.REDANT	1:19.065	54 R.DE WIT	49.457	17	7 J.GROUWELS	3:04.403	3:05.108 (18)
18	54 R.DE WIT	55.850	8 R.VALCKENAERE	1:19.122	6 M.DEKKER	49.460	18	6 M.DEKKER	3:04.444	3:06.030 (21)
19	37 VAN DAALEN	55.855	51 L.VAN RIET	1:19.135	2 T.PARMENTIER	49.547	19	24 S.LONGIN	3:04.757	3:05.139 (19)
20	12 A.REDANT	55.899	22 G.VAN BERLO	1:19.156	8 R.VALCKENAERE	49.693	20	8 R.VALCKENAERE	3:04.810	3:04.953 (17)
21	6 M.DEKKER	55.978	96 BOULTON-SCHILDGEN	1:19.578	37 VAN DAALEN	49.703	21	12 A.REDANT	3:05.023	3:06.223 (22)
22	8 R.VALCKENAERE	55.995	37 VAN DAALEN	1:19.607	40 H.TERIUUM	49.803	22	37 VAN DAALEN	3:05.165	3:05.822 (20)
23	96 BOULTON-SCHILDGEN	56.011	12 A.REDANT	1:19.749	24 S.LONGIN	49.843	23	18 Y.REDANT	3:05.485	3:06.279 (24)
24	14 J.SLEEGERS	56.248	7 J.GROUWELS	1:19.916	18 Y.REDANT	49.850	24	96 BOULTON-SCHILDGEN	3:05.579	3:06.394 (25)
25	9 T.VAN DAM	56.315	40 H.TERIUUM	1:20.606	96 BOULTON-SCHILDGEN	49.990	25	40 H.TERIUUM	3:05.835	3:06.235 (23)
26	24 S.LONGIN	56.375	9 T.VAN DAM	1:20.622	26 J.VANDERSMISSEN	50.185	26	9 T.VAN DAM	3:07.191	3:07.529 (26)
27	18 Y.REDANT	56.570	11 J.RAPPANGE - B. RAPPANGE	1:21.314	9 T.VAN DAM	50.254	27	14 J.SLEEGERS	3:09.029	3:09.368 (27)
28	23 J.VELDBOER	57.135	14 J.SLEEGERS	1:22.277	14 J.SLEEGERS	50.504	28	11 J.RAPPANGE - B. RAPPANGE	3:09.384	3:10.410 (28)
29	11 J.RAPPANGE - B. RAPPANGE	57.524	26 J.VANDERSMISSEN	1:22.607	11 J.RAPPANGE - B. RAPPANGE	50.546	29	26 J.VANDERSMISSEN	3:10.380	3:10.485 (29)
30	26 J.VANDERSMISSEN	57.588	23 J.VELDBOER	1:24.233	23 J.VELDBOER	51.008	30	23 J.VELDBOER	3:12.376	3:13.281 (30)



## FORD FIESTA SPRINT CUP NL & BE SPA RACING FESTIVAL RACE 1

### Best Top Speeds


Driver	Team	NL	Top 1		Top 2		Top 3		Top 4		Top 5		Avg
			Kph	Lap	Kph	Lap	Kph	Lap	Kph	Lap	Kph	Lap	
3 Liroy STUART	Wensink Racing Team	NL	<b>183.1</b>	9	180.9	4	180.6	1	180.3	7	178.8	5	180,7
51 Lorenzo VAN RIET	Ferry Monster Autosport	NL	<b>182.7</b>	2	180.3	3	177.3	1	176.2	5	174.5	9	178,2
44 Martin LEBURTON	Vanspringel Motorsport	BE	<b>182.4</b>	1	180.0	3	179.4	4	179.4	8	178.5	9	179,9
16 Dominique KRAAN	KNAF-Deltion Academy by JKM	NL	<b>181.5</b>	10	181.5	9	180.6	8	179.7	4	179.7	5	180,6
17 Paul SIELJES	Stuart Racing Team	NL	<b>181.5</b>	6	179.4	2	177.0	9	177.0	8	175.9	5	178,2
33 Laurens DE WIT	Bas Koeten Racing	NL	<b>181.5</b>	1	180.3	2	178.8	9	177.9	8	177.6	4	179,2
4 Philippe HUART	EMG Motorsport	BE	<b>181.2</b>	10	181.2	5	180.9	4	180.6	8	180.3	7	180,8
43 Jens VERBESSELT	EMG Motorsport	BE	<b>180.9</b>	4	180.6	1	179.1	6	178.5	2	176.8	3	179,2
32 Kenny HERREMANS	Team Floral	BE	<b>180.6</b>	7	180.6	5	176.8	1	176.2	3	175.9	8	178,0
30 Frank VAN LANGENDONCK	Herroelen by GL Racing	BE&NL	<b>180.0</b>	3	179.1	5	176.5	7	175.0	1	175.0	6	177,1
15 Loek HARTOG	Bas Koeten Racing	NL	<b>179.7</b>	3	179.4	5	178.8	6	176.8	2	176.2	4	178,2
7 Jules GROUWELS	Race Art by BKR	NL	<b>179.4</b>	2	176.5	3	176.2	1	175.9	7	172.5	4	176,1
52 STOX-GEERTS	Stox Racing	BE&NL	<b>178.8</b>	5	177.3	7	176.5	2	176.2	6	174.8	4	176,7
96 BOULTON-SCHILDGEN	VR Racing	NL	<b>178.5</b>	2	177.9	4	177.0	3	173.9	5	173.9	9	176,2
6 Marcel DEKKER	Dekker Racing	NL	<b>178.2</b>	3	177.3	2	176.5	1	175.6	8	174.8	6	176,5
77 Daan PIJL	Cor Euser Racing	NL	<b>177.6</b>	9	177.3	4	175.6	8	174.2	10	174.2	3	175,8
54 Rogier DE WIT	Ferry Monster Autosport	NL	<b>177.3</b>	7	176.8	4	174.2	3	173.4	6	173.4	2	175,0
22 Glenn VAN BERLO	JW Race Service	NL	<b>177.3</b>	7	176.8	3	176.8	8	176.5	2	175.3	10	176,5
2 Thibault PARMENTIER	Team Floral	BE	<b>177.0</b>	2	177.0	7	176.8	4	174.8	1	173.4	6	175,8
40 Hanne TERIUM	EMG Motorsport	BE&NL	<b>177.0</b>	10	175.6	9	174.5	3	174.2	7	173.4	6	174,9
9 Teun VAN DAM	Dekker Racing	NL	<b>176.8</b>	1	173.6	3	173.6	5	173.4	4	172.5	2	174,0
8 Ruben VALCKENAERE	Team Floral	BE	<b>176.2</b>	4	175.6	9	174.5	1	172.0	8	171.7	2	174,0
14 Jos SLEEGERS	Johan Kraan Motorsport	NL	<b>176.2</b>	3	173.4	8	171.4	7	170.3	2	170.3	6	172,3
24 Stienes LONGIN	FordStore Feyaerts	BE	<b>176.2</b>	3	175.9	10	175.0	6	175.0	2	174.8	4	175,4
12 Ayrton REDANT	QSR Racing School	BE	<b>175.9</b>	1	174.2	3	173.9	2	173.9	4	172.0	6	174,0
26 Jo VANDERSMISSEN	Herroelen Motors by Niels Lagrange	BE	<b>174.8</b>	7	172.0	1	170.3	6	170.1	3	169.5	8	171,3
18 Yannick REDANT	QSR Racing School	BE	<b>173.6</b>	1	172.2	4	170.1	5	168.7	3	168.5	2	170,6
23 Jos VELDBOER	Dekker Racing	NL	<b>171.4</b>	3	170.9	2	170.3	9	169.0	10	168.2	6	170,0
37 VAN DAALEN	Technova College by BKR	NL	<b>170.9</b>	1	169.3	8	169.0	7	168.5	6	168.5	5	169,2
11 J. RAPPANGE - B. RAPPANG	Bas Koeten Racing	NL	<b>170.1</b>	1	168.5	3	168.2	6	168.2	2	166.9	4	168,4
5 Ronald BEZUUR	Dekker Racing	NL											
27 PAMPÉL-DOUBEK	Belgium Driver Academy	BE											



## FORD FIESTA SPRINT CUP NL & BE SPA RACING FESTIVAL RACE 1

### Fastest Lap Sequence


Practice Time	Driver	Team	Car	Class	Time	Kph	Lap
6:11.121	<b>77 Daan PIJL</b>	Cor Euser Racing	FORD FIESTA	NL	<b>3:04.483</b>	136.7	2
6:11.367	<b>44 Martin LEBURTON</b>	Vanspringel Motorsport	FORD FIESTA	BE	<b>3:03.887</b>	137.1	2
6:11.561	<b>3 Liroy STUART</b>	Wensink Racing Team	FORD FIESTA	NL	<b>3:03.475</b>	137.4	2
6:11.765	<b>33 Laurens DE WIT</b>	Bas Koeten Racing	FORD FIESTA	NL	<b>3:03.313</b>	137.5	2
6:14.188	<b>15 Loek HARTOG</b>	Bas Koeten Racing	FORD FIESTA	NL	<b>3:02.426</b>	138.2	2
9:18.958	<b>16 Dominique KRAAN</b>	KNAF-Deltion Academy by JKM	FORD FIESTA	NL	<b>3:01.626</b>	138.8	3



## FORD FIESTA SPRINT CUP NL & BE SPA RACING FESTIVAL RACE 1

### Lap Chart

Nr	Pos	Grid	LAP									
			1	2	3	4	5	6	7	8	9	10
77	<b>1</b>	77	77	77	33	33	33	33	15	15	15	16
22	<b>2</b>	22	44	44	77	77	15	15	33	33	16	15
52	<b>3</b>	52	3	3	3	15	77	16	16	16	33	33
4	<b>4</b>	4	33	33	44	3	3	77	44	44	44	3
3	<b>5</b>	3	4	4	15	44	16	44	77	77	77	44
44	<b>6</b>	44	32	15	4	16	44	4	3	3	3	77
17	<b>7</b>	17	15	17	16	4	4	3	32	17	17	32
32	<b>8</b>	32	17	32	17	17	32	32	4	32	32	17
15	<b>9</b>	15	16	16	32	43	43	17	17	4	4	43
33	<b>10</b>	33	18	43	43	32	17	43	43	43	43	51
24	<b>11</b>	24	24	18	7	7	7	51	51	51	51	52
16	<b>12</b>	16	43	12	18	51	51	7	52	52	52	54
18	<b>13</b>	18	12	7	12	18	18	30	18	54	54	22
43	<b>14</b>	43	6	6	51	6	30	52	54	18	18	18
6	<b>15</b>	6	7	51	6	30	6	18	24	6	22	6
12	<b>16</b>	12	30	30	30	2	24	6	6	24	6	8
51	<b>17</b>	51	51	24	2	24	52	24	2	2	2	24
7	<b>18</b>	7	54	54	24	54	2	2	8	22	24	2
30	<b>19</b>	30	2	2	54	52	54	54	22	8	8	4
37	<b>20</b>	37	11	8	8	8	8	8	96	96	96	96
54	<b>21</b>	54	8	9	52	22	22	22	9	9	9	9
2	<b>22</b>	2	96	52	9	96	96	96	40	40	40	40
8	<b>23</b>	8	9	11	22	9	9	9	12	12	12	12
9	<b>24</b>	9	14	96	96	40	40	40	14	11	11	11
96	<b>25</b>	96	23	14	11	14	12	12	11	26	26	26
14	<b>26</b>	14	52	22	14	11	14	11	23	23	23	23
27	<b>27</b>	27	40	40	40	12	11	14	26	14	37	37
26	<b>28</b>	26	22	23	23	23	23	23	37	37	14	
23	<b>29</b>	23	26	26	26	26	26	26	7			
11	<b>30</b>	11	37	37	37	37	37	30				
40	<b>31</b>	40										
5	<b>32</b>	5										




## FORD FIESTA SPRINT CUP NL & BE SPA RACING FESTIVAL RACE 1

Analysis by lap

Lapped

Nr	Lap Time	Gap	Nr	Lap Time	Gap	Nr	Lap Time	Gap	Nr	Lap Time	Gap	Nr	Lap Time	Gap								
<b>Lap 1</b>																						
77	3:06.638		96	3:12.740	23.622	2	3:08.010	18.948	32	3:03.037	6.044	33	3:05.598	1.226								
44	3:07.480	0.842	14	3:11.632	24.776	24	3:07.734	19.037	17	3:03.845	7.939	16	3:05.495	1.593								
3	3:08.086	1.448	22	3:05.881	25.060	54	3:07.681	19.799	43	3:05.848	9.636	44	3:02.855	1.855								
33	3:08.452	1.814	40	3:12.214	30.081	52	3:03.664	21.193	51	3:04.257	17.396	77	3:03.098	2.448								
4	3:09.447	2.809	23	3:16.611	31.740	8	3:05.645	22.897	7	3:05.109	17.997	3	3:02.171	3.260								
32	3:10.942	4.304	26	3:15.259	36.602	22	3:04.957	28.243	30	3:03.793	19.467	17	3:03.461	6.651								
15	3:11.762	5.124	37	4:27.044	1:54.974	96	3:06.857	30.838	52	3:02.855	20.294	32	3:04.964	6.770								
17	3:12.059	5.421	<b>Lap 3</b>																			
16	3:13.942	7.304	33	3:04.298		9	3:09.128	31.404	18	3:06.752	20.953	4	3:04.788	6.911								
18	3:14.054	7.416	77	3:05.121	0.179	40	3:07.733	37.551	6	3:06.072	22.629	43	3:04.277	10.159								
24	3:14.327	7.689	3	3:05.132	0.630	14	3:12.453	40.915	24	3:05.594	22.711	51	3:04.541	18.653								
43	3:14.634	7.996	44	3:06.078	1.382	11	3:13.323	41.547	2	3:05.460	23.430	52	3:04.100	20.976								
12	3:15.013	8.375	15	3:03.515	1.640	12	3:35.153	44.110	54	3:05.126	23.992	54	3:06.124	27.931								
6	3:15.541	8.903	4	3:05.295	2.200	23	3:14.837	52.622	8	3:06.871	29.940	18	3:06.797	28.325								
7	3:16.064	9.426	16	3:01.626	2.895	26	3:14.599	58.840	22	3:04.408	30.444	6	3:06.671	29.293								
30	3:16.508	9.870	17	3:05.166	5.178	37	3:07.305	2:03.064	96	3:06.394	36.749	24	3:07.305	29.385								
51	3:16.596	9.958	32	3:05.182	5.454	<b>Lap 5</b>																
54	3:19.435	12.797	43	3:03.275	6.709	33	3:03.205		9	3:07.891	39.765	2	3:07.009	29.996								
2	3:19.873	13.235	7	3:05.108	10.393	15	3:03.175	0.923	40	3:07.161	44.608	22	3:04.308	32.062								
11	3:21.089	14.451	18	3:06.639	11.039	77	3:04.648	1.987	12	3:09.187	55.694	8	3:05.729	33.334								
8	3:21.431	14.793	12	3:06.389	11.562	3	3:03.911	2.232	11	3:10.410	57.862	<span style="background-color: #0000FF; color: white; padding: 2px;">7</span>	6:23.669	1 Lap								
96	3:22.003	15.365	51	3:05.382	11.848	16	3:03.140	2.519	14	3:11.279	58.089	96	3:07.007	43.820								
9	3:22.810	16.172	6	3:06.399	12.582	44	3:04.116	2.779	23	3:13.903	1:14.146	9	3:09.723	50.953								
14	3:24.265	17.627	30	3:06.023	12.964	4	3:03.029	3.241	26	3:10.485	1:14.726	40	3:08.532	56.767								
23	3:26.250	19.612	2	3:04.849	13.543	32	3:03.246	6.861	37	3:05.822	2:08.580	<span style="background-color: #0000FF; color: white; padding: 2px;">30</span>	6:50.336	1 Lap								
52	3:26.749	20.111	24	3:06.285	13.908	43	3:04.580	7.642	<b>Lap 7</b>													
40	3:28.988	22.350	54	3:06.675	14.723	17	3:05.015	7.948	15	3:02.685		26	3:12.521	1:33.431								
22	3:30.300	23.662	8	3:06.814	19.857	7	3:06.654	16.742	33	3:03.331	0.291	23	3:14.999	1:35.627								
26	3:32.464	25.826	52	3:03.462	20.134	51	3:05.292	16.993	16	3:02.635	0.761	14	4:05.710	2:05.464								
37	3:39.051	32.413	9	3:08.551	24.881	18	3:06.279	18.055	44	3:03.555	3.663	37	3:07.255	2:14.172								
<b>Lap 2</b>																						
77	3:04.483		22	3:05.773	25.891	30	3:04.076	19.528	77	3:04.795	4.013	<b>Lap 9</b>										
44	3:03.887	0.246	96	3:07.906	26.586	6	3:06.030	20.411	3	3:03.795	5.752	15	3:03.174									
3	3:03.475	0.440	11	3:12.438	30.829	24	3:05.139	20.971	32	3:03.465	6.469	16	3:02.394	0.813								
33	3:03.313	0.644	14	3:11.233	31.067	52	3:03.305	21.293	4	3:05.031	6.786	33	3:03.074	1.126								
4	3:03.521	1.847	40	3:07.284	32.423	2	3:06.081	21.824	17	3:02.954	7.853	44	3:02.833	1.514								
15	3:02.426	3.067	23	3:13.592	40.390	54	3:06.126	22.720	43	3:03.949	10.545	77	3:02.945	2.219								
17	3:04.016	4.954	26	3:15.186	46.846	8	3:07.231	26.923	51	3:04.419	18.775	3	3:02.648	2.734								
32	3:05.393	5.214	37	3:08.332	1:58.364	22	3:04.852	29.890	52	3:04.285	21.539	17	3:03.955	7.432								
16	3:03.390	6.211	<b>Lap 4</b>																			
43	3:04.863	8.376	33	3:02.605		96	3:06.576	34.209	32	3:03.795	5.752	32	3:04.184	7.780								
18	3:06.409	9.342	77	3:02.970	0.544	9	3:07.529	35.728	4	3:05.031	6.786	4	3:05.259	8.996								
12	3:06.223	10.115	15	3:01.918	0.953	40	3:06.955	41.301	17	3:02.954	7.853	43	3:03.958	10.943								
7	3:05.284	10.227	3	3:03.501	1.526	12	3:09.456	50.361	43	3:03.949	10.545	51	3:04.632	20.111								
6	3:06.705	11.125	44	3:03.091	1.868	14	3:12.954	50.664	51	3:04.419	18.775	52	3:04.024	21.826								
51	3:05.933	11.408	16	3:02.294	2.584	11	3:12.964	51.306	54	3:05.518	26.470	54	3:05.451	30.208								
30	3:06.496	11.883	4	3:03.822	3.417	23	3:14.680	1:04.097	24	3:07.072	26.743	18	3:07.081	32.232								
24	3:09.359	12.565	17	3:03.565	6.138	26	3:12.460	1:08.095	6	3:07.696	27.285	22	3:03.589	32.477								
54	3:04.676	12.990	43	3:02.163	6.267	37	3:06.753	2:06.612	24	3:07.072	26.743	6	3:06.966	33.085								
2	3:04.884	13.636	32	3:03.971	6.820	<b>Lap 6</b>																
8	3:07.675	17.985	7	3:05.505	13.293	33	3:03.854		6	3:07.260	27.650	8	3:07.599	34.421								
9	3:09.583	21.272	51	3:05.663	14.906	15	3:03.286	0.355	2	3:07.260	27.650	24	3:08.639	34.850								
52	3:05.986	21.614	18	3:06.547	14.981	16	3:02.501	1.166	11	3:11.198	1:06.020	8	3:04.953	35.113								
11	3:13.365	23.333	6	3:07.609	17.586	77	3:04.125	2.258	23	3:14.185	1:25.291	96	3:07.208	47.854								
<b>Lap 8</b>																						
15 3:04.663																						
26 3:11.343 1:41.600																						
23 3:13.281 1:45.734																						





## FORD FIESTA SPRINT CUP NL & BE SPA RACING FESTIVAL RACE 1

Analysis by lap


 Lapped

Nr	Lap Time	Gap	Nr	Lap Time	Gap	Nr	Lap Time	Gap	Nr	Lap Time	Gap	Nr	Lap Time	Gap
37	3:10.451	2:21.449												
<b>Lap 10</b>														
16	3:03.008													
15	3:04.441	0.620												
33	3:03.711	1.016												
3	3:02.949	1.862												
44	3:04.204	1.897												
77	3:04.035	2.433												
32	3:03.132	7.091												
17	3:04.086	7.697												
43	3:04.383	11.505												
14	4:13.459	1 Lap												
51	3:04.803	21.093												
52	3:03.773	21.778												
54	3:05.330	31.717												
22	3:04.652	33.308												
18	3:07.115	35.526												
6	3:06.790	36.054												
8	3:05.495	36.787												
24	3:06.730	37.759												
2	3:07.726	38.326												
4	3:34.885	40.060												
96	3:06.575	50.608												
9	3:07.590	59.552												
40	3:07.603	1:03.610												
12	3:07.249	1:12.086												
11	3:12.062	1:28.183												
26	3:12.988	1:50.767												
23	3:13.908	1:55.821												
37	3:13.168	2:30.796												










## FORD FIESTA SPRINT CUP NL & BE SPA RACING FESTIVAL RACE 1

### Analysis

■ Personal Best ■ Session Best ■ Crossing the finish line in pit lane

Lap	Time	Sector 1	Sector 2	Sector 3	T. Spd	Elapsed	Lap	Time	Sector 1	Sector 2	Sector 3	T. Spd	Elapsed
9	3:11.343	57.623	1:23.222	50.498	169.3	29:18.204	4	3:07.733	56.226	1:21.542	49.965	171.4	12:56.219
10	3:12.988	58.177	1:23.877	50.934	168.7	32:31.192	5	3:06.955	56.410	1:20.655	49.890	173.4	16:03.174
<b>30</b>	<b>Frank VAN LANGENDONCK</b>						6	3:07.161	56.539	1:20.606	50.016	173.4	19:10.335
	Herroelen by GL Racing					FORD FIESTA	7	3:11.330	56.364	1:24.731	50.235	174.2	22:21.665
1	3:16.508	1:04.447	1:22.645	49.416	175.0	3:16.508	8	3:08.532	56.592	1:20.938	51.002	173.1	25:30.197
2	3:06.496	57.248	1:20.102	49.146	174.8	6:23.004	9	3:06.235	55.581	1:20.773	49.881	175.6	28:36.432
3	3:06.023	55.305	1:20.764	49.954	180.0	9:29.027	10	3:07.603	55.426	1:21.995	50.182	177.0	31:44.035
4	3:08.298	57.078	1:20.614	50.606	174.8	12:37.325	<b>43</b>	<b>Jens VERBESSELT</b>					
5	3:04.076	55.485	1:19.287	49.304	179.1	15:41.401		EMG Motorsport					FORD FIESTA
6	3:03.793	55.304	1:18.983	49.506	175.0	18:45.194	1	3:14.634	1:01.658	1:23.418	49.558	180.6	3:14.634
7	6:50.336 B	55.318	1:59.757	3:55.261	176.5	25:35.530	2	3:04.863	56.505	1:19.041	49.317	178.5	6:19.497
<b>32</b>	<b>Kenny HERREMANS</b>						3	3:03.275	55.372	1:18.984	48.919	176.8	9:22.772
	Team Floral					FORD FIESTA	4	3:02.163	54.773	1:18.512	48.878	180.9	12:24.935
1	3:10.942	1:00.204	1:20.901	49.837	176.8	3:10.942	5	3:04.580	55.313	1:20.173	49.094	176.2	15:29.515
2	3:05.393	56.351	1:19.113	49.929	171.7	6:16.335	6	3:05.848	55.125	1:21.446	49.277	179.1	18:35.363
3	3:05.182	55.606	1:20.436	49.140	176.2	9:21.517	7	3:03.949	55.304	1:19.382	49.263	176.8	21:39.312
4	3:03.971	56.261	1:18.697	49.013	172.0	12:25.488	8	3:04.277	55.369	1:19.513	49.395	175.9	24:43.589
5	3:03.246	54.963	1:19.012	49.271	180.6	15:28.734	9	3:03.958	55.274	1:19.474	49.210	175.6	27:47.547
6	3:03.037	55.266	1:18.691	49.080	174.8	18:31.771	10	3:04.383	55.272	1:19.487	49.624	176.5	30:51.930
7	3:03.465	54.647	1:19.409	49.409	180.6	21:35.236	<b>44</b>	<b>Martin LEBURTON</b>					
8	3:04.964	54.912	1:20.688	49.364	175.9	24:40.200		Vanspringel Motorsport					FORD FIESTA
9	3:04.184	55.664	1:19.025	49.495	174.8	27:44.384	1	3:07.480	59.018	1:19.958	48.504	182.4	3:07.480
10	3:03.132	55.054	1:18.723	49.355	175.3	30:47.516	2	3:03.887	55.174	1:19.133	49.580	177.9	6:11.367
<b>33</b>	<b>Laurens DE WIT</b>						3	3:06.078	56.299	1:20.431	49.348	180.0	9:17.445
	Bos Koeten Racing					FORD FIESTA	4	3:03.091	54.945	1:18.889	49.257	179.4	12:20.536
1	3:08.452	59.376	1:20.418	48.658	181.5	3:08.452	5	3:04.116	55.608	1:18.461	50.047	175.3	15:24.652
2	3:03.313	54.845	1:19.355	49.113	180.3	6:11.765	6	3:04.223	56.338	1:18.804	49.081	177.9	18:28.875
3	3:04.298	55.406	1:18.645	50.247	175.9	9:16.063	7	3:03.555	55.028	1:19.175	49.352	178.5	21:32.430
4	3:02.605	55.111	1:18.101	49.393	177.6	12:18.668	8	3:02.855	55.259	1:18.663	48.933	179.4	24:35.285
5	3:03.205	55.387	1:18.426	49.392	173.6	15:21.873	9	3:02.833	55.142	1:18.854	48.837	178.5	27:38.118
6	3:03.854	55.399	1:18.772	49.683	173.9	18:25.727	10	3:04.204	55.134	1:19.051	50.019	178.2	30:42.322
7	3:03.331	55.345	1:19.157	48.829	173.1	21:29.058	<b>51</b>	<b>Lorenzo VAN RIET</b>					
8	3:05.598	55.062	1:20.975	49.561	177.9	24:34.656		Ferry Monster Autosport					FORD FIESTA
9	3:03.074	54.943	1:18.859	49.272	178.8	27:37.730	1	3:16.596	1:03.247	1:23.047	50.302	177.3	3:16.596
10	3:03.711	55.166	1:19.061	49.484	173.4	30:41.441	2	3:05.933	55.606	1:21.316	49.011	182.7	6:22.529
<b>37</b>	<b>VAN DAALEN</b>						3	3:05.382	55.111	1:20.451	49.820	180.3	9:27.911
	Technova College by BKR					FORD FIESTA	4	3:05.663	55.835	1:19.813	50.015	169.5	12:33.574
1	3:39.051 B	1:05.259	1:32.531	1:01.261	170.9	3:39.051	5	3:05.292	55.860	1:19.135	50.297	176.2	15:38.866
2	4:27.044	2:11.632	1:25.127	50.285	161.0	8:06.095	6	3:04.257	55.394	1:19.702	49.161	172.2	18:43.123
3	3:08.332	56.897	1:21.427	50.008	167.7	11:14.427	7	3:04.419	55.445	1:19.349	49.625	174.2	21:47.542
4	3:07.305	56.432	1:21.170	49.703	167.7	14:21.732	8	3:04.541	55.511	1:19.563	49.467	174.5	24:52.083
5	3:06.753	56.018	1:20.064	50.671	168.5	17:28.485	9	3:04.632	55.486	1:19.853	49.293	174.5	27:56.715
6	3:05.822	56.233	1:19.607	49.982	168.5	20:34.307	10	3:04.803	55.777	1:19.190	49.836	174.2	31:01.518
7	3:06.040	55.855	1:19.914	50.271	169.0	23:40.347	<b>52</b>	<b>STOX-GEERTS</b>					
8	3:07.255	55.905	1:20.703	50.647	169.3	26:47.602		Stox Racing					FORD FIESTA
9	3:10.451	57.933	1:20.633	51.885	158.6	29:58.053	1	3:26.749	58.892	1:38.367	49.490	174.2	3:26.749
10	3:13.168	58.221	1:23.810	51.137	157.4	33:11.221	2	3:05.986	56.132	1:20.565	49.289	176.5	6:32.735
<b>40</b>	<b>Hanne TERIUM</b>						3	3:03.462	55.688	1:18.629	49.145	174.5	9:36.197
	EMG Motorsport					FORD FIESTA	4	3:03.664	55.689	1:18.900	49.075	174.8	12:39.861
1	3:28.988	1:09.946	1:26.996	52.046	170.3	3:28.988	5	3:03.305	54.770	1:19.180	49.355	178.8	15:43.166
2	3:12.214	57.486	1:24.443	50.285	172.0	6:41.202	6	3:02.855	55.334	1:18.377	49.144	176.2	18:46.021
3	3:07.284	56.732	1:20.749	49.803	174.5	9:48.486	7	3:04.285	55.127	1:19.706	49.452	177.3	21:50.306
							8	3:04.100	55.675	1:18.819	49.606	173.4	24:54.406





## FORD FIESTA SPRINT CUP NL & BE SPA RACING FESTIVAL RACE 1

### Analysis


■ Personal Best ■ Session Best ■ B Crossing the finish line in pit lane

Lap	Time	Sector 1	Sector 2	Sector 3	T. Spd	Elapsed	Lap	Time	Sector 1	Sector 2	Sector 3	T. Spd	Elapsed
9	3:04.024	55.458	1:18.859	49.707	173.9	27:58.430							
10	3:03.773	55.734	1:18.839	49.200	174.2	31:02.203							

54 Rogier DE WIT		NL											
Ferry Monster Autosport		FORD FIESTA											
1	3:19.435	1:05.297	1:24.121	50.017	172.5	3:19.435							
2	<span style="color: green;">3:04.676</span>	56.170	1:19.049	<span style="color: green;">49.457</span>	173.4	6:24.111							
3	3:06.675	56.215	1:20.626	49.834	174.2	9:30.786							
4	3:07.681	56.382	1:21.633	49.666	176.8	12:38.467							
5	3:06.126	56.407	1:19.992	49.727	163.9	15:44.593							
6	3:05.126	56.505	1:19.110	49.511	173.4	18:49.719							
7	3:05.518	<span style="color: green;">55.850</span>	1:19.560	50.108	177.3	21:55.237							
8	3:06.124	56.691	1:19.115	50.318	168.7	25:01.361							
9	3:05.451	56.340	1:18.991	50.120	170.3	28:06.812							
10	3:05.330	56.136	<span style="color: green;">1:18.643</span>	50.551	170.6	31:12.142							

77 Daan PIJL		NL											
Cor Euser Racing		FORD FIESTA											
1	3:06.638	58.178	1:18.805	49.655	168.2	3:06.638							
2	3:04.483	55.846	1:18.593	50.044	170.1	6:11.121							
3	3:05.121	56.367	1:18.641	50.113	174.2	9:16.242							
4	3:02.970	55.111	<span style="color: green;">1:18.456</span>	49.403	177.3	12:19.212							
5	3:04.648	55.481	1:19.113	50.054	172.2	15:23.860							
6	3:04.125	56.318	1:18.534	49.273	170.9	18:27.985							
7	3:04.795	55.544	1:19.967	49.284	172.5	21:32.780							
8	3:03.098	55.108	1:18.797	49.193	175.6	24:35.878							
9	<span style="color: green;">3:02.945</span>	<span style="color: green;">54.916</span>	1:18.879	<span style="color: green;">49.150</span>	177.6	27:38.823							
10	3:04.035	55.494	1:18.989	49.552	174.2	30:42.858							

96 BOULTON-SCHILDGEN		NL											
VR Racing		FORD FIESTA											
1	3:22.003	1:07.372	1:24.641	<span style="color: green;">49.990</span>	172.8	3:22.003							
2	3:12.740	56.962	1:25.359	50.419	178.5	6:34.743							
3	3:07.906	57.056	1:20.689	50.161	177.0	9:42.649							
4	3:06.857	<span style="color: green;">56.011</span>	1:20.536	50.310	177.9	12:49.506							
5	3:06.576	56.550	1:19.774	50.252	173.9	15:56.082							
6	<span style="color: green;">3:06.394</span>	56.505	<span style="color: green;">1:19.578</span>	50.311	173.4	19:02.476							
7	3:07.767	56.148	1:21.214	50.405	173.9	22:10.243							
8	3:07.007	56.348	1:20.089	50.570	173.4	25:17.250							
9	3:07.208	56.225	1:20.457	50.526	173.9	28:24.458							
10	3:06.575	56.274	1:20.175	50.126	173.6	31:31.033							



## FORD FIESTA SPRINT CUP NL & BE SPA RACING FESTIVAL RACE 2 (30')

### Starting Grid

<b>Jop RAPPANGE</b>	Bas Koeten Racing	<b>111</b>	<b>- 17 -</b>	<b>5</b>	Dekker Racing	<b>Ronald BEZUUR</b>
3:23.246 <b>Hanne TERIUM</b>	EMG Motorsport	<b>40</b>	<b>- 16 -</b>	<b>11</b>	Bas Koeten Racing	<b>Belle RAPPANGE</b> 3:18.122
3:17.175 <b>Jos VELDBOER</b>	Dekker Racing	<b>23</b>	<b>- 15 -</b>	<b>26</b>	Herroelen Motors by Niels Lagrange	<b>Jo VANDERSMISSEN</b> 3:16.753
3:16.094 <b>PAMPEL-DOUBEK</b>	Belgium Driver Academy	<b>27</b>	<b>- 14 -</b>	<b>14</b>	Johan Kraan Motorsport	<b>Jos SLEEGERS</b> 3:12.191
3:09.310 <b>BOULTON-SCHILDGEN</b>	VR Racing	<b>96</b>	<b>- 13 -</b>	<b>9</b>	Dekker Racing	<b>Teun VAN DAM</b> 3:08.236
3:07.206 <b>Ruben VALCKENAERE</b>	Team Floral	<b>8</b>	<b>- 12 -</b>	<b>2</b>	Team Floral	<b>Thibault PARMENTIER</b> 3:06.971
3:06.573 <b>Rogier DE WIT</b>	Ferry Monster Autosport	<b>54</b>	<b>- 11 -</b>	<b>37</b>	Technova College by BKR	<b>VAN DAALEN</b> 3:06.091
3:05.599 <b>Frank VAN LANGENDONCK</b>	Herroelen by GL Racing	<b>30</b>	<b>- 10 -</b>	<b>7</b>	Race Art by BKR	<b>Jules GROUWELS</b> 3:05.332
3:05.170 <b>Lorenzo VAN RIET</b>	Ferry Monster Autosport	<b>51</b>	<b>- 9 -</b>	<b>12</b>	QSR Racing School	<b>Ayrton REDANT</b> 3:04.972
3:04.876 <b>Marcel DEKKER</b>	Dekker Racing	<b>6</b>	<b>- 8 -</b>	<b>43</b>	EMG Motorsport	<b>Jens VERBESSELT</b> 3:04.735
3:04.587 <b>Yannick REDANT</b>	QSR Racing School	<b>18</b>	<b>- 7 -</b>	<b>16</b>	KNAF-Deltion Academy by JKM	<b>Domenique KRAAN</b> 3:04.496
3:04.481 <b>Stienes LONGIN</b>	FordStore Feyaerts	<b>24</b>	<b>- 6 -</b>	<b>77</b>	Cor Euser Racing	<b>Daan PIJL</b> 3:04.108
3:03.980 <b>Glenn VAN BERLO</b>	JW Race Service	<b>22</b>	<b>- 5 -</b>	<b>52</b>	Stox Racing	<b>STOX-GEERTS</b> 3:03.916
3:03.847 <b>Philippe HUART</b>	EMG Motorsport	<b>4</b>	<b>- 4 -</b>	<b>3</b>	Wensink Racing Team	<b>Liroy STUART</b> 3:03.825
3:03.615 <b>Martin LEBURTON</b>	Vanspringel Motorsport	<b>44</b>	<b>- 3 -</b>	<b>17</b>	Stuart Racing Team	<b>Paul SIELJES</b> 3:03.242
3:03.094 <b>Kenny HERREMANS</b>	Team Floral	<b>32</b>	<b>- 2 -</b>	<b>15</b>	Bas Koeten Racing	<b>Loek HARTOG</b> 3:02.597
3:01.932 <b>Laurens DE WIT</b>	Bas Koeten Racing	<b>33</b>	<b>- 1 -</b>			

Pole




# FORD FIESTA SPRINT CUP-BE

POWERED BY  **Hankook**

# FORD FIESTA SPRINT CUP-NL

POWERED BY  **Hankook**




## FORD FIESTA SPRINT CUP NL & BE

SPA RACING FESTIVAL

RACE 2 (30')

Starting Grid

<b>Race Director</b>	<b>Stewards</b>	<b>Timekeeper:</b> Xavi Lozano JOB-0057-CAT
----------------------	-----------------	---



## FORD FIESTA SPRINT CUP NL & BE SPA RACING FESTIVAL RACE 2

### Final Classification by Class

Nr. Driver	Nat	Team	Car	Laps	Total Time	Gap	Kph	Best Lap				
								Lap	Time	Kph		
<b>BE</b>												
1	32	Kenny HERREMANS	B	Team Floral	FORD FIESTA	10	<b>30:40.471</b>	136.8	4	<b>3:02.761</b>	138.0	
2	44	Martin LEBURTON	B	Vanspringel Motorsport	FORD FIESTA	10	<b>30:42.388</b>	+1.917	136.6	4	<b>3:02.713</b>	138.0
3	24	Stienes LONGIN	B	FordStore Feyaerts	FORD FIESTA	10	<b>30:42.953</b>	+2.482	136.6	6	<b>3:02.289</b>	138.3
4	12	Ayrton REDANT	B	QSR Racing School	FORD FIESTA	10	<b>30:56.287</b>	+15.816	135.6	6	<b>3:03.724</b>	137.2
5	43	Jens VERBESSELT	B	EMG Motorsport	FORD FIESTA	10	<b>31:01.326</b>	+20.855	135.2	6	<b>3:04.157</b>	136.9
6	2	Thibault PARMENTIER	B	Team Floral	FORD FIESTA	10	<b>31:15.617</b>	+35.146	134.2	10	<b>3:04.839</b>	136.4
7	8	Ruben VALCKENAERE	B	Team Floral	FORD FIESTA	10	<b>31:15.757</b>	+35.286	134.2	5	<b>3:04.686</b>	136.5
8	18	Yannick REDANT	B	QSR Racing School	FORD FIESTA	10	<b>31:19.221</b>	+38.750	133.9	9	<b>3:06.511</b>	135.2
9	4	Philippe HUART	B	EMG Motorsport	FORD FIESTA	10	<b>31:28.458</b>	+47.987	133.3	3	<b>3:03.662</b>	137.3
10	30	Frank VAN LANGENDONCK	BE	Herroelen by GL Racing	FORD FIESTA	10	<b>31:44.612</b>	+1'04.141	132.2	3	<b>3:05.321</b>	136.1
11	26	Jo VANDERSMISSEN	B	Herroelen Motors by Niels Lagrange	FORD FIESTA	10	<b>32:10.720</b>	+1'30.249	130.4	9	<b>3:09.372</b>	133.1
12	40	Hanne TERIUM	BE	EMG Motorsport	FORD FIESTA	10	<b>32:32.162</b>	+1'51.691	128.9	7	<b>3:09.155</b>	133.3
13	52	STOX-GEERTS	NL	Stox Racing	FORD FIESTA	10	<b>33:08.114</b>	+2'27.643	126.6	7	<b>3:06.439</b>	135.2
<b>Not started</b>												
27		PAMPEL-DOUBEK	B	Belgium Driver Academy	FORD FIESTA							


CARS 14 AND 40 PENALTY OF 5 SECONDS DUE TO TRACK LIMITS

Published at: .....

Track Status: **DRY**

<b>Race Director</b>	<b>Stewards</b>	<b>Timekeeper:</b> Xavi Lozano JOB-0057-CAT
----------------------	-----------------	---





## FORD FIESTA SPRINT CUP NL & BE SPA RACING FESTIVAL RACE 2

### Final Classification by Class

Nr. Driver	Nat	Team	Car	Laps	Total Time	Gap	Kph	Best Lap			
								Lap	Time	Kph	
<b>1</b>											
1	15	Loek HARTOG	NL	Bas Koeten Racing	FORD FIESTA	10	<b>30:26.334</b>	137.8	3	<b>3:01.968</b>	138.6
2	17	Paul SIELJES	NL	Stuart Racing Team	FORD FIESTA	10	<b>30:38.018</b>	+11.684	4	<b>3:02.345</b>	138.3
3	16	Domenique KRAAN	NL	KNAF-Deltion Academy by JKM	FORD FIESTA	10	<b>30:38.194</b>	+11.860	6	<b>3:01.788</b>	138.7
4	77	Daan PIJL	NL	Cor Euser Racing	FORD FIESTA	10	<b>30:40.971</b>	+14.637	4	<b>3:02.760</b>	138.0
5	51	Lorenzo VAN RIET	NL	Ferry Monster Autosport	FORD FIESTA	10	<b>30:45.305</b>	+18.971	10	<b>3:03.131</b>	137.7
6	7	Jules GROUWELS	NL	Race Art by BKR	FORD FIESTA	10	<b>31:11.189</b>	+44.855	6	<b>3:04.196</b>	136.9
7	11	Belle RAPPANGE	NL	Bas Koeten Racing	FORD FIESTA	10	<b>32:12.149</b>	+1'45.815	9	<b>3:09.850</b>	132.8
8	40	Hanne TERIUM	BE	EMG Motorsport	FORD FIESTA	10	<b>32:32.162</b>	+2'05.828	7	<b>3:09.155</b>	133.3
9	52	STOX-GEERTS	NL	Stox Racing	FORD FIESTA	10	<b>33:08.114</b>	+2'41.780	7	<b>3:06.439</b>	135.2
10	22	Glenn VAN BERLO	NL	JW Race Service	FORD FIESTA	6	<b>19:07.373</b>	4 Laps	5	<b>3:02.839</b>	137.9
<b>Not classified:</b>											
111	Jop RAPPANGE	Bas Koeten Racing	FORD FIESTA								
<b>2</b>											
1	33	Laurens DE WIT	NL	Bas Koeten Racing	FORD FIESTA	10	<b>30:26.373</b>	137.8	8	<b>3:02.187</b>	138.4
2	3	Liroy STUART	NL	Wensink Racing Team	FORD FIESTA	10	<b>30:36.388</b>	+10.015	4	<b>3:02.414</b>	138.2
3	54	Rogier DE WIT	NL	Ferry Monster Autosport	FORD FIESTA	10	<b>30:46.082</b>	+19.709	9	<b>3:02.412</b>	138.2
4	96	BOULTON-SCHILDGEN	NL	VR Racing	FORD FIESTA	10	<b>31:16.090</b>	+49.717	6	<b>3:04.341</b>	136.8
5	37	VAN DAALEN	NL	Technova College by BKR	FORD FIESTA	10	<b>31:23.482</b>	+57.109	5	<b>3:06.781</b>	135.0
6	9	Teun VAN DAM	NL	Dekker Racing	FORD FIESTA	10	<b>31:31.100</b>	+1'04.727	9	<b>3:06.432</b>	135.2
7	30	Frank VAN LANGENDONCK	BE	Herroelen by GL Racing	FORD FIESTA	10	<b>31:44.612</b>	+1'18.239	3	<b>3:05.321</b>	136.1
8	14	Jos SLEEGERS	NL	Johan Kraan Motorsport	FORD FIESTA	10	<b>32:05.535</b>	+1'39.162	8	<b>3:08.497</b>	133.8
9	23	Jos VELDBOER	NL	Dekker Racing	FORD FIESTA	10	<b>32:24.148</b>	+1'57.775	7	<b>3:12.684</b>	130.9
<b>Not classified:</b>											
6	Marcel DEKKER	Dekker Racing	FORD FIESTA	5	<b>15:50.397</b>				4	<b>3:05.594</b>	135.9
<b>Not started</b>											
5	Ronald BEZUIR	Dekker Racing	FORD FIESTA								

CARS 14 AND 40 PENALTY OF 5 SECONDS DUE TO TRACK LIMITS  
CARS 6 AND 111 NOT CLASSIFIED DUE TO PARC FERMÉ INFRINGEMENT


Published at: .....

Track Status: **DRY**

<b>Race Director</b>	<b>Stewards</b>	<b>Timekeeper:</b> Xavi Lozano JOB-0057-CAT
----------------------	-----------------	---








## FORD FIESTA SPRINT CUP NL & BE SPA RACING FESTIVAL RACE 2

### Best Sector Times

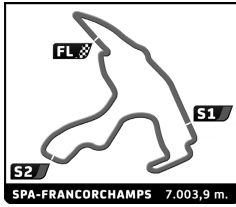
SECTOR 1			SECTOR 2			SECTOR 3			Pos	Driver	Ideal Lap	Best Lap
Pos	Driver	Time	Driver	Time	Driver	Time	Pos	Driver				
1	33 L.DE WIT	54.435	3 L.STUART	1:17.992	16 D.KRAAN	48.294	1	16 D.KRAAN	3:00.997	3:01.788	(1)	
2	43 J.VERBESSELT	54.458	15 L.HARTOG	1:18.041	51 L.VAN RIET	48.600	2	33 L.DE WIT	3:01.585	3:02.187	(3)	
3	32 K.HERREMANS	54.558	16 D.KRAAN	1:18.116	33 L.DE WIT	48.721	3	15 L.HARTOG	3:01.592	3:01.968	(2)	
4	51 L.VAN RIET	54.586	17 P.SIELJES	1:18.296	37 VAN DAALEN	48.743	4	51 L.VAN RIET	3:01.815	3:03.131	(12)	
5	16 D.KRAAN	54.587	33 L.DE WIT	1:18.429	44 M.LEBURTON	48.794	5	3 L.STUART	3:01.914	3:02.414	(7)	
6	15 L.HARTOG	54.624	77 D.PIJL	1:18.467	54 R.DE WIT	48.877	6	17 P.SIELJES	3:02.056	3:02.345	(5)	
7	44 M.LEBURTON	54.710	54 R.DE WIT	1:18.606	32 K.HERREMANS	48.883	7	44 M.LEBURTON	3:02.179	3:02.713	(8)	
8	17 P.SIELJES	54.721	51 L.VAN RIET	1:18.629	22 G.VAN BERLO	48.898	8	54 R.DE WIT	3:02.230	3:02.412	(6)	
9	54 R.DE WIT	54.747	44 M.LEBURTON	1:18.675	15 L.HARTOG	48.927	9	77 D.PIJL	3:02.466	3:02.760	(9)	
10	3 L.STUART	54.931	22 G.VAN BERLO	1:18.845	3 L.STUART	48.991	10	32 K.HERREMANS	3:02.510	3:02.761	(10)	
11	77 D.PIJL	54.957	12 A.REDANT	1:19.063	17 P.SIELJES	49.039	11	22 G.VAN BERLO	3:02.757	3:02.839	(11)	
12	4 P.HUART	54.963	32 K.HERREMANS	1:19.069	77 D.PIJL	49.042	12	43 J.VERBESSELT	3:02.962	3:04.157	(15)	
13	7 J.GROUWELS	54.999	96 BOULTON-SCHILDGEN	1:19.134	43 J.VERBESSELT	49.073	13	4 P.HUART	3:03.270	3:03.662	(13)	
14	96 BOULTON-SCHILDGEN	55.010	18 Y.REDANT	1:19.182	4 P.HUART	49.096	14	96 BOULTON-SCHILDGEN	3:03.401	3:04.341	(17)	
15	22 G.VAN BERLO	55.014	2 T.PARMENTIER	1:19.188	12 A.REDANT	49.241	15	12 A.REDANT	3:03.592	3:03.724	(14)	
16	8 R.VALCKENAERE	55.049	4 P.HUART	1:19.211	96 BOULTON-SCHILDGEN	49.257	16	6 M.DEKKER	3:04.051	3:05.594	(21)	
17	12 A.REDANT	55.288	6 M.DEKKER	1:19.317	7 J.GROUWELS	49.304	17	7 J.GROUWELS	3:04.077	3:04.196	(16)	
18	30 F.VAN LANGENDONCK	55.382	43 J.VERBESSELT	1:19.431	6 M.DEKKER	49.346	18	8 R.VALCKENAERE	3:04.173	3:04.686	(18)	
19	6 M.DEKKER	55.388	8 R.VALCKENAERE	1:19.681	8 R.VALCKENAERE	49.443	19	2 T.PARMENTIER	3:04.420	3:04.839	(19)	
20	2 T.PARMENTIER	55.657	37 VAN DAALEN	1:19.753	2 T.PARMENTIER	49.575	20	37 VAN DAALEN	3:04.586	3:06.781	(25)	
21	14 J.SLEEGERS	55.659	7 J.GROUWELS	1:19.774	52 STOX-GEERTS	49.761	21	30 F.VAN LANGENDONCK	3:05.321	3:05.321	(20)	
22	9 T.VAN DAM	55.701	52 STOX-GEERTS	1:19.906	9 T.VAN DAM	49.800	22	18 Y.REDANT	3:05.752	3:06.511	(24)	
23	11 B.RAPPANGE	56.060	30 F.VAN LANGENDONCK	1:20.083	30 F.VAN LANGENDONCK	49.856	23	52 STOX-GEERTS	3:05.983	3:06.439	(23)	
24	37 VAN DAALEN	56.090	9 T.VAN DAM	1:20.735	26 J.VANDERSMISSEN	50.157	24	9 T.VAN DAM	3:06.236	3:06.432	(22)	
25	18 Y.REDANT	56.309	40 H.TERIUUM	1:21.048	11 B.RAPPANGE	50.209	25	40 H.TERIUUM	3:08.308	3:09.155	(27)	
26	52 STOX-GEERTS	56.316	14 J.SLEEGERS	1:22.439	18 Y.REDANT	50.261	26	14 J.SLEEGERS	3:08.439	3:08.497	(26)	
27	26 J.VANDERSMISSEN	56.682	26 J.VANDERSMISSEN	1:22.501	40 H.TERIUUM	50.273	27	26 J.VANDERSMISSEN	3:09.340	3:09.372	(28)	
28	40 H.TERIUUM	56.987	11 B.RAPPANGE	1:23.271	14 J.SLEEGERS	50.341	28	11 B.RAPPANGE	3:09.540	3:09.850	(29)	
29	23 J.VELDBOER	57.030	23 J.VELDBOER	1:23.675	23 J.VELDBOER	51.307	29	23 J.VELDBOER	3:12.012	3:12.684	(30)	



## FORD FIESTA SPRINT CUP NL & BE SPA RACING FESTIVAL RACE 2

### Best Top Speeds


Driver	Team	NL	Top 1		Top 2		Top 3		Top 4		Top 5		Avg
			Kph	Lap	Kph	Lap	Kph	Lap	Kph	Lap	Kph	Lap	
16 Dominique KRAAN	KNAF-Deltion Academy by JKM	NL	<b>184.6</b>	2	183.1	9	182.1	6	182.1	4	181.8	8	182,7
96 BOULTON-SCHILDGEN	VR Racing	NL	<b>182.7</b>	6	181.2	5	181.2	4	180.3	10	178.8	2	180,8
4 Philippe HUART	EMG Motorsport	BE	<b>182.4</b>	2	181.5	1	181.5	5	179.7	4	179.1	8	180,8
51 Lorenzo VAN RIET	Ferry Monster Autosport	NL	<b>182.4</b>	6	180.6	3	177.9	5	177.3	4	176.5	10	178,9
32 Kenny HERREMANS	Team Floral	BE	<b>182.1</b>	7	180.0	6	178.8	10	178.5	5	178.5	3	179,6
44 Martin LEBURTON	Vanspringel Motorsport	BE	<b>182.1</b>	3	180.3	5	180.0	6	179.1	4	178.2	1	179,9
77 Daan PIJL	Cor Euser Racing	NL	<b>181.5</b>	5	181.2	9	179.7	4	179.1	2	178.8	8	180,1
33 Laurens DE WIT	Bas Koeten Racing	NL	<b>181.2</b>	10	180.3	1	180.0	7	178.8	2	178.2	3	179,7
17 Paul SIELJES	Stuart Racing Team	NL	<b>180.6</b>	1	178.5	7	177.6	6	177.3	9	175.9	4	178,0
7 Jules GROUWELS	Race Art by BKR	NL	<b>180.0</b>	5	179.4	6	177.0	3	176.5	2	175.3	7	177,6
3 Liroy STUART	Wensink Racing Team	NL	<b>179.7</b>	1	179.7	4	179.4	5	178.2	6	175.9	2	178,6
22 Glenn VAN BERLO	JW Race Service	NL	<b>179.4</b>	1	179.1	2	178.8	4	178.2	5	178.2	6	178,7
15 Loek HARTOG	Bas Koeten Racing	NL	<b>178.8</b>	6	178.8	3	178.2	2	178.2	8	177.9	1	178,4
8 Ruben VALCKENAERE	Team Floral	BE	<b>178.5</b>	5	178.2	7	177.0	3	175.9	6	175.9	4	177,1
12 Ayrton REDANT	QSR Racing School	BE	<b>178.5</b>	3	178.5	4	177.9	2	174.8	5	174.5	6	176,8
43 Jens VERBESSELT	EMG Motorsport	BE	<b>178.5</b>	4	176.2	3	175.3	10	175.3	6	175.3	5	176,1
54 Rogier DE WIT	Ferry Monster Autosport	NL	<b>178.5</b>	2	178.5	9	176.8	8	175.9	6	175.9	7	177,1
6 Marcel DEKKER	Dekker Racing	NL	<b>177.6</b>	5	177.3	4	171.4	3	170.3	2	169.8	1	173,3
30 Frank VAN LANGENDONCK	Herroelen by GL Racing	BE&NL	<b>177.6</b>	3	176.8	2	171.7	5	170.9	4	170.6	8	173,5
14 Jos SLEEGERS	Johan Kraan Motorsport	NL	<b>176.5</b>	2	173.6	4	173.6	8	172.8	1	172.8	9	173,9
9 Teun VAN DAM	Dekker Racing	NL	<b>176.2</b>	9	174.5	10	174.5	7	173.9	2	173.4	3	174,5
18 Yannick REDANT	QSR Racing School	BE	<b>176.2</b>	1	174.5	2	173.9	3	172.5	4	172.5	7	173,9
11 Belle RAPPANGE	Bas Koeten Racing	NL	<b>175.9</b>	6	174.8	10	174.5	8	174.5	9	173.6	5	174,7
2 Thibault PARMENTIER	Team Floral	BE	<b>175.3</b>	10	175.3	8	174.8	2	174.5	3	174.2	7	174,8
37 VAN DAALLEN	Technova College by BKR	NL	<b>175.3</b>	9	175.0	1	173.6	3	172.0	10	171.7	7	173,5
23 Jos VELDBOER	Dekker Racing	NL	<b>172.8</b>	3	170.6	4	170.6	5	169.8	6	169.8	7	170,7
52 STOX-GEERTS	Stox Racing	BE&NL	<b>172.8</b>	10	172.2	9	172.2	8	172.2	7	172.0	6	172,3
26 Jo VANDERSMISSEN	Herroelen Motors by Niels Lagrange	BE	<b>172.5</b>	2	171.4	3	171.4	9	170.1	7	169.5	4	171,0
40 Hanne TERIUM	EMG Motorsport	BE&NL	<b>170.9</b>	3	169.8	7	169.5	5	169.3	2	169.0	9	169,7
5 Ronald BEZUUR	Dekker Racing	NL											
24 Stienes LONGIN	FordStore Feyaerts	BE											
27 PAMPEL-DOUBEK	Belgium Driver Academy	BE											
111 Jop RAPPANGE	Bas Koeten Racing	NL											



## FORD FIESTA SPRINT CUP NL & BE SPA RACING FESTIVAL RACE 2

### Fastest Lap Sequence

Practice Time	Driver	Team	Car	Class	Time	Kph	Lap
6:05.573	15 Loek HARTOG	Bas Koeten Racing	FORD FIESTA	NL	<b>3:02.249</b>	138.3	2
9:07.541	15 Loek HARTOG	Bas Koeten Racing	FORD FIESTA	NL	<b>3:01.968</b>	138.6	3
18:26.042	16 Dominique KRAAN	KNAF-Deltion Academy by JKM	FORD FIESTA	NL	<b>3:01.788</b>	138.7	6

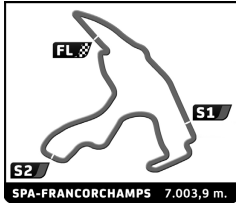


## FORD FIESTA SPRINT CUP NL & BE SPA RACING FESTIVAL RACE 2

### Lap Chart

		LAP										
Nr	Pos	Grid	1	2	3	4	5	6	7	8	9	10
33	<b>1</b>	33	33	15	15	15	15	15	15	15	15	15
15	<b>2</b>	15	15	33	33	33	33	33	33	33	33	33
32	<b>3</b>	32	17	17	3	3	3	17	17	17	17	3
17	<b>4</b>	17	44	3	17	17	17	3	3	3	3	17
44	<b>5</b>	44	32	77	77	77	77	32	32	16	16	16
3	<b>6</b>	3	3	44	44	44	44	32	77	16	77	32
4	<b>7</b>	4	77	32	32	32	32	44	24	77	32	77
52	<b>8</b>	52	24	24	24	24	24	44	24	24	44	44
22	<b>9</b>	22	4	4	4	16	16	16	16	44	44	24
77	<b>10</b>	77	16	16	51	51	4	51	51	51	51	51
24	<b>11</b>	24	22	51	16	4	22	54	54	54	54	54
16	<b>12</b>	16	6	22	22	22	51	4	12	12	12	12
18	<b>13</b>	18	18	6	54	54	54	12	43	43	43	43
43	<b>14</b>	43	51	54	12	12	12	43	7	7	7	7
6	<b>15</b>	6	43	12	6	6	43	7	96	8	8	2
12	<b>16</b>	12	12	37	43	43	8	8	8	2	2	8
51	<b>17</b>	51	7	7	37	8	7	96	18	18	96	96
7	<b>18</b>	7	37	43	7	7	96	37	2	96	18	18
30	<b>19</b>	30	54	8	8	96	37	18	37	37	37	37
37	<b>20</b>	37	8	18	96	37	18	2	9	4	4	4
54	<b>21</b>	54	96	96	30	18	30	30	9	9	9	9
2	<b>22</b>	2	30	30	18	30	2	9	4	30	30	30
8	<b>23</b>	8	14	14	2	2	6	22	14	14	14	14
9	<b>24</b>	9	2	9	9	9	9	14	26	26	26	26
96	<b>25</b>	96	9	2	14	14	14	26	11	11	11	11
14	<b>26</b>	14	23	23	26	26	26	11	23	23	23	23
27	<b>27</b>	27	26	26	23	23	23	23	40	40	40	40
26	<b>28</b>	26	11	11	11	11	11	40	52	52	52	52
23	<b>29</b>	23	40	40	40	40	40	52				
11	<b>30</b>	11	52	52	52	52	52					
40	<b>31</b>	40										
5	<b>32</b>	5										
111	<b>33</b>	111										






## FORD FIESTA SPRINT CUP NL & BE SPA RACING FESTIVAL RACE 2

### Analysis by lap

■ *Lapped*


Nr	Lap Time	Gap	Nr	Lap Time	Gap	Nr	Lap Time	Gap	Nr	Lap Time	Gap	Nr	Lap Time	Gap
<b>Lap 1</b>														
33	3:02.860		9	3:09.465	24.874	43	3:05.079	23.241	24	3:02.289	10.938	17	3:04.001	8.622
15	3:03.324	0.464	2	3:10.010	25.087	8	3:04.745	24.125	16	3:01.788	11.147	3	3:03.750	8.974
17	3:05.157	2.297	23	3:13.145	31.190	7	3:05.527	24.860	51	3:04.898	16.918	32	3:04.103	12.168
44	3:06.472	3.612	26	3:12.437	31.558	96	3:05.098	25.101	54	3:03.558	19.849	16	3:03.790	13.197
32	3:06.479	3.619	11	3:15.677	38.706	37	3:07.114	26.387	4	3:08.600	20.050	77	3:04.839	13.363
3	3:07.042	4.182	40	3:13.704	1:01.230	18	3:06.638	27.903	12	3:03.724	24.378	24	3:04.601	13.365
77	3:07.572	4.712	52	3:57.353	2:00.914	30	3:09.062	29.761	43	3:04.157	27.249	44	3:04.563	13.856
24	3:07.588	4.728	<b>Lap 3</b>			2	3:05.496	34.289	7	3:04.196	29.061	51	3:03.270	18.987
4	3:08.223	5.363	15	3:01.968		9	3:08.012	38.803	8	3:05.183	29.164	54	3:02.503	20.272
16	3:08.661	5.801	33	3:02.506	0.726	14	3:11.316	42.574	96	3:04.341	29.579	12	3:04.018	27.277
22	3:09.715	6.855	3	3:02.695	4.794	26	3:12.909	53.075	37	3:07.875	36.213	43	3:04.660	31.507
6	3:11.245	8.385	17	3:04.000	5.193	23	3:13.591	55.422	18	3:06.563	36.460	7	3:06.475	36.501
18	3:11.542	8.682	77	3:03.418	7.122	11	3:11.754	59.096	2	3:05.105	39.567	8	3:09.587	41.018
51	3:11.564	8.704	44	3:03.221	7.543	40	3:10.955	1:17.069	30	3:13.725	47.044	2	3:05.205	44.814
43	3:11.973	9.113	32	3:03.240	7.834	52	3:08.282	2:15.753	9	3:07.737	49.062	18	3:06.976	45.834
12	3:13.399	10.539	24	3:03.690	8.534	<b>Lap 5</b>			22	3:40.737	52.478	96	3:16.407	47.162
7	3:13.607	10.747	4	3:03.662	10.084	15	3:02.393		14	3:13.498	1:08.034	37	3:08.031	48.144
37	3:13.863	11.003	51	3:03.312	11.638	33	3:02.425	0.427	26	3:11.529	1:12.935	4	3:04.560	57.376
54	3:14.946	12.086	16	3:04.409	12.007	3	3:03.029	5.320	11	3:10.612	1:15.752	9	3:07.295	58.305
8	3:17.331	14.471	22	3:04.112	12.791	17	3:03.027	5.648	23	3:13.309	1:16.607	30	3:10.213	1:02.964
96	3:17.856	14.996	54	3:04.745	17.511	77	3:03.795	8.760	40	3:10.291	1:31.850	14	3:08.497	1:21.368
30	3:18.808	15.948	12	3:06.472	19.723	44	3:03.515	8.854	52	3:07.753	2:26.640	26	3:10.524	1:29.364
14	3:20.052	17.192	6	3:07.371	19.804	32	3:03.355	9.033	<b>Lap 7</b>			11	3:10.074	1:31.522
2	3:20.650	17.790	43	3:06.264	20.686	24	3:03.880	11.086	15	3:02.688		23	3:13.014	1:37.290
9	3:20.982	18.122	37	3:08.383	21.797	16	3:02.177	11.796	33	3:02.641	0.577	40	3:10.620	1:46.610
23	3:23.618	20.758	7	3:07.757	21.857	4	3:03.721	13.887	17	3:03.094	6.948	52	3:07.135	2:35.199
26	3:24.694	21.834	8	3:06.777	21.904	22	3:02.839	14.178	3	3:03.248	7.551	<b>Lap 9</b>		
11	3:28.602	25.742	96	3:05.818	22.527	51	3:04.308	14.457	32	3:02.905	10.392	15	3:02.660	
40	3:53.099	50.239	30	3:05.321	23.223	54	3:02.833	18.728	77	3:03.540	10.851	33	3:03.077	0.854
52	4:09.134	1:06.274	18	3:07.352	23.789	12	3:04.254	23.091	24	3:02.841	11.091	17	3:02.977	8.939
<b>Lap 2</b>			2	3:08.198	31.317	43	3:04.681	25.529	44	3:03.602	11.620	3	3:03.133	9.447
15	3:02.249		9	3:10.409	33.315	8	3:04.686	26.418	16	3:03.275	11.734	16	3:02.054	12.591
33	3:02.901	0.188	14	3:11.827	33.782	7	3:04.835	27.302	51	3:03.814	18.044	77	3:03.076	13.779
17	3:03.577	3.161	26	3:13.100	42.690	96	3:04.967	27.675	54	3:02.935	20.096	32	3:04.338	13.846
3	3:02.598	4.067	23	3:15.133	44.355	37	3:06.781	30.775	12	3:03.896	25.586	24	3:03.422	14.127
77	3:03.673	5.672	11	3:13.128	49.866	18	3:06.824	32.334	43	3:04.613	29.174	44	3:03.709	14.905
44	3:05.391	6.290	40	3:09.376	1:08.638	30	3:08.388	35.756	7	3:05.980	32.353	51	3:03.277	19.604
32	3:05.656	6.562	52	3:11.049	2:09.995	2	3:05.003	36.899	96	3:06.191	33.082	54	3:02.412	20.024
24	3:04.797	6.812	<b>Lap 4</b>			6	3:17.458	37.939	8	3:07.282	33.758	12	3:04.569	29.186
4	3:05.740	8.390	15	3:02.524		9	3:07.352	43.762	18	3:07.413	41.185	43	3:04.613	33.460
16	3:06.478	9.566	33	3:02.193	0.395	14	3:16.792	56.973	2	3:05.057	41.936	7	3:07.151	40.992
51	3:04.303	10.294	3	3:02.414	4.684	26	3:13.161	1:03.843	37	3:08.915	42.440	8	3:07.574	45.932
22	3:06.505	10.647	17	3:02.345	5.014	23	3:12.706	1:05.735	9	3:06.963	53.337	2	3:06.054	48.208
6	3:08.729	14.401	77	3:02.760	7.358	11	3:10.874	1:07.577	30	3:10.722	55.078	96	3:04.637	49.139
54	3:05.361	14.734	44	3:02.713	7.732	40	3:09.320	1:23.996	4	3:37.781	55.143	18	3:06.511	49.685
12	3:07.393	15.219	32	3:02.761	8.071	52	3:07.964	2:21.324	14	3:09.852	1:15.198	37	3:07.635	53.119
37	3:07.092	15.382	24	3:03.589	9.599	<b>Lap 6</b>			26	3:10.920	1:21.167	4	3:05.404	1:00.120
7	3:08.034	16.068	16	3:02.529	12.012	15	3:02.437		11	3:10.711	1:23.775	9	3:06.432	1:02.077
43	3:09.990	16.390	51	3:03.428	12.542	33	3:02.634	0.624	23	3:12.684	1:26.603	30	3:10.101	1:10.405
8	3:05.337	17.095	4	3:04.999	12.559	17	3:03.331	6.542	40	3:09.155	1:38.317	14	3:09.749	1:28.457
18	3:12.436	18.405	22	3:03.465	13.732	3	3:04.108	6.991	52	3:06.439	2:30.391	26	3:09.372	1:36.076
96	3:06.394	18.677	54	3:03.301	18.288	77	3:03.676	9.999	<b>Lap 8</b>			11	3:09.850	1:38.712
30	3:06.635	19.870	12	3:04.031	21.230	32	3:03.579	10.175	15	3:02.327		23	3:13.326	1:47.956
14	3:09.444	23.923	6	3:05.594	22.874	44	3:04.289	10.706	33	3:02.187	0.437	40	3:10.662	1:54.612






## FORD FIESTA SPRINT CUP NL & BE SPA RACING FESTIVAL RACE 2

Analysis by lap

 Lapped

Nr	Lap Time	Gap	Nr	Lap Time	Gap	Nr	Lap Time	Gap	Nr	Lap Time	Gap	Nr	Lap Time	Gap
Lap 10														
15	3:03.764													
33	3:02.949	0.039												
3	3:04.371	10.054												
17	3:06.509	11.684												
16	3:03.033	11.860												
32	3:04.055	14.137												
77	3:04.622	14.637												
44	3:04.913	16.054												
24	3:06.256	16.619												
51	3:03.131	18.971												
54	3:03.488	19.748												
12	3:04.531	29.953												
43	3:05.296	34.992												
7	3:07.627	44.855												
2	3:04.839	49.283												
8	3:07.255	49.423												
96	3:04.381	49.756												
18	3:06.966	52.887												
37	3:07.793	57.148												
4	3:05.768	1:02.124												
9	3:06.453	1:04.766												
30	3:11.637	1:18.278												
14	3:09.508	1:34.201												
26	3:12.074	1:44.386												
11	3:10.867	1:45.815												
23	3:13.622	1:57.814												
40	3:09.980	2:00.828												
52	3:06.472	2:41.780												




## FORD FIESTA SPRINT CUP NL & BE SPA RACING FESTIVAL RACE 2

Analysis

■ Personal Best ■ Session Best B Crossing the finish line in pit lane

Lap	Time	Sector 1	Sector 2	Sector 3	T. Spd	Elapsed	Lap	Time	Sector 1	Sector 2	Sector 3	T. Spd	Elapsed
<b>2</b> <b>Thibault PARMENTIER</b> B						FORD FIESTA	8	3:06.475	55.366	1:21.398	49.711	175.3	24:56.411
Team Floral							9	3:07.151	55.807	1:21.374	49.970	174.5	28:03.562
1 3:20.650 1:03.474 1:26.020 51.156 169.3 3:20.650							10	3:07.627	56.077	1:21.440	50.110	173.9	31:11.189
2 3:10.010 56.368 1:22.107 51.535 174.8 6:30.660							<b>8</b> <b>Ruben VALCKENAERE</b> B						
3 3:08.198 57.055 1:20.724 50.419 174.5 9:38.858							Team Floral FORD FIESTA						
4 3:05.496 56.091 1:19.612 49.793 172.8 12:44.354							1 3:17.331 1:03.744 1:23.466 50.121 166.4 3:17.331						
5 3:05.003 55.819 1:19.518 49.666 173.1 15:49.357							2 3:05.337 55.544 1:20.198 49.595 174.8 6:22.668						
6 3:05.105 55.748 1:19.458 49.899 174.2 18:54.462							3 3:06.777 55.386 1:19.977 51.414 177.0 9:29.445						
7 3:05.057 55.892 1:19.590 49.575 174.2 21:59.519							4 3:04.745 55.450 1:19.681 49.614 175.9 12:34.190						
8 3:05.205 55.657 1:19.636 49.912 175.3 25:04.724							5 3:04.686 55.049 1:20.194 49.443 178.5 15:38.876						
9 3:06.054 56.216 1:19.910 49.928 173.9 28:10.778							6 3:05.183 55.353 1:20.153 49.677 175.9 18:44.059						
10 3:04.839 55.861 1:19.188 49.790 175.3 31:15.617							7 3:07.282 56.013 1:20.215 51.054 178.2 21:51.341						
<b>3</b> <b>Liroy STUART</b> NL						FORD FIESTA							
Wensink Racing Team							8 3:09.587 58.064 1:20.723 50.800 169.5 25:00.928						
1 3:07.042 57.564 1:18.781 50.697 179.7 3:07.042							9 3:07.574 56.262 1:20.873 50.439 170.1 28:08.502						
2 3:02.598 55.306 1:18.301 48.991 175.9 6:09.640							10 3:07.255 56.317 1:20.424 50.514 170.3 31:15.757						
3 3:02.695 54.992 1:18.442 49.261 172.0 9:12.335							<b>9</b> <b>Teun VAN DAM</b> NL						
4 3:02.414 54.931 1:17.992 49.491 179.7 12:14.749							Dekker Racing FORD FIESTA						
5 3:03.029 55.176 1:18.338 49.515 179.4 15:17.778							1 3:20.982 1:06.272 1:23.612 51.098 167.7 3:20.982						
6 3:04.108 55.434 1:19.412 49.262 178.2 18:21.886							2 3:09.465 56.617 1:22.141 50.707 173.9 6:30.447						
7 3:03.248 55.010 1:18.860 49.378 171.2 21:25.134							3 3:10.409 56.340 1:23.059 51.010 173.4 9:40.856						
8 3:03.750 55.422 1:18.822 49.506 165.6 24:28.884							4 3:08.012 56.434 1:21.586 49.992 172.5 12:48.868						
9 3:03.133 55.235 1:18.594 49.304 170.6 27:32.017							5 3:07.352 56.194 1:21.041 50.117 171.2 15:56.220						
10 3:04.371 55.374 1:18.659 50.338 169.5 30:36.388							6 3:07.737 56.098 1:21.501 50.138 172.8 19:03.957						
<b>4</b> <b>Philippe HUART</b> B						FORD FIESTA							
EMG Motorsport							7 3:06.963 55.701 1:21.182 50.080 174.5 22:10.920						
1 3:08.223 59.609 1:19.398 49.216 181.5 3:08.223							8 3:07.295 56.009 1:20.774 50.512 173.1 25:18.215						
2 3:05.740 55.229 1:19.990 50.521 182.4 6:13.963							9 3:06.432 55.708 1:20.924 49.800 176.2 28:24.647						
3 3:03.662 55.326 1:19.211 49.125 177.0 9:17.625							10 3:06.453 55.737 1:20.735 49.981 174.5 31:31.100						
4 3:04.999 54.977 1:19.701 50.321 179.7 12:22.624							<b>11</b> <b>Belle RAPPANGE</b> NL						
5 3:03.721 55.235 1:19.390 49.096 181.5 15:26.345							Bas Koeten Racing FORD FIESTA						
6 3:08.600 57.963 1:20.006 53.631 178.2 18:34.945							1 3:28.602 1:09.026 1:28.311 51.265 158.6 3:28.602						
7 3:37.781 1:27.950 1:20.400 49.431 176.5 22:12.726							2 3:15.677 57.596 1:27.316 50.765 172.0 6:44.279						
8 3:04.560 55.140 1:20.282 49.138 179.1 25:17.286							3 3:13.128 57.158 1:25.475 50.495 172.0 9:57.407						
9 3:05.404 55.326 1:20.684 49.394 176.8 28:22.690							4 3:11.754 56.441 1:24.807 50.506 172.5 13:09.161						
10 3:05.768 55.345 1:20.974 49.449 176.8 31:28.458							5 3:10.874 56.349 1:24.198 50.327 173.6 16:20.035						
<b>6</b> <b>Marcel DEKKER</b> NL						FORD FIESTA							
Dekker Racing							6 3:10.612 56.060 1:24.305 50.247 175.9 19:30.647						
1 3:11.245 1:02.582 1:19.317 49.346 169.8 3:11.245							7 3:10.711 56.399 1:23.838 50.474 173.1 22:41.358						
2 3:08.729 56.811 1:22.541 49.377 170.3 6:19.974							8 3:10.074 56.236 1:23.629 50.209 174.5 25:51.432						
3 3:07.371 56.866 1:20.035 50.470 171.4 9:27.345							9 3:09.850 56.246 1:23.271 50.333 174.5 29:01.282						
4 3:05.594 55.388 1:20.057 50.149 177.3 12:32.939							10 3:10.867 56.298 1:24.097 50.472 174.8 32:12.149						
5 3:17.458B 55.639 1:21.190 1:00.629 177.6 15:50.397							<b>12</b> <b>Ayrton REDANT</b> B						
<b>7</b> <b>Jules GROUWELS</b> NL						FORD FIESTA							
Race Art by BKR							QSR Racing School						
1 3:13.607 1:03.354 1:20.883 49.370 173.6 3:13.607							1 3:13.399 1:02.871 1:21.145 49.383 168.7 3:13.399						
2 3:08.034 55.918 1:22.489 49.627 176.5 6:21.641							2 3:07.393 56.823 1:21.287 49.283 177.9 6:20.792						
3 3:07.757 56.610 1:20.974 50.173 177.0 9:29.398							3 3:06.472 56.236 1:20.401 49.835 178.5 9:27.264						
4 3:05.527 55.431 1:20.481 49.615 174.2 12:34.925							4 3:04.031 55.384 1:19.202 49.445 178.5 12:31.295						
5 3:04.835 54.999 1:20.243 49.593 180.0 15:39.760							5 3:04.254 55.331 1:19.673 49.250 174.8 15:35.549						
6 3:04.196 55.118 1:19.774 49.304 179.4 18:43.956							6 3:03.724 55.288 1:19.063 49.373 174.5 18:39.273						
7 3:05.980 55.698 1:20.423 49.859 175.3 21:49.936							7 3:03.896 55.440 1:19.215 49.241 173.6 21:43.169						
							8 3:04.018 55.357 1:19.301 49.360 174.2 24:47.187						
							9 3:04.569 55.593 1:19.541 49.435 173.9 27:51.756						
							10 3:04.531 55.505 1:19.603 49.423 173.9 30:56.287						





## FORD FIESTA SPRINT CUP NL & BE SPA RACING FESTIVAL RACE 2


### Analysis

■ Personal Best ■ Session Best B Crossing the finish line in pit lane

Lap	Time	Sector 1	Sector 2	Sector 3	T. Spd	Elapsed	Lap	Time	Sector 1	Sector 2	Sector 3	T. Spd	Elapsed
<b>14</b> Jos SLEEGERS NL							3 3:07.352 56.441 1:20.158 50.753 173.9 9:31.330						
Johan Kraan Motorsport FORD FIESTA							4 3:06.638 <b>56.309</b> 1:20.048 50.281 172.5 12:37.968						
1	3:20.052	1:05.904	1:23.366	50.782	172.8	3:20.052	5	3:06.824	56.336	1:20.227	<b>50.261</b>	172.0	15:44.792
2	3:09.444	56.045	1:22.611	50.788	176.5	6:29.496	6	3:06.563	56.730	<b>1:19.182</b>	50.651	170.6	18:51.355
3	3:11.827	56.142	1:23.894	51.791	165.4	9:41.323	7	3:07.413	56.780	1:20.067	50.566	172.5	21:58.768
4	3:11.316	56.383	1:23.951	50.982	173.6	12:52.639	8	3:06.976	56.512	1:20.192	50.272	169.3	25:05.744
5	3:16.792	57.137	1:26.259	53.396	165.1	16:09.431	9	<b>3:06.511</b>	56.782	1:19.324	50.405	171.4	28:12.255
6	3:13.498	58.565	1:24.076	50.857	166.4	19:22.929	10	3:06.966	57.034	1:19.293	50.639	171.2	31:19.221
7	3:09.852	55.901	1:23.486	50.465	172.2	22:32.781	<b>22</b> Glenn VAN BERLO NL						
8	<b>3:08.497</b>	<b>55.659</b>	1:22.497	<b>50.341</b>	173.6	25:41.278	JW Race Service FORD FIESTA						
9	3:09.749	56.313	1:22.964	50.472	172.8	28:51.027	1	3:09.715	59.838	1:20.675	49.202	179.4	3:09.715
10	3:09.508	56.359	<b>1:22.439</b>	50.710	172.8	32:00.535	2	3:06.505	<b>55.014</b>	1:19.700	51.791	179.1	6:16.220
<b>15</b> Loek HARTOG NL							3	3:04.112	55.857	1:19.119	49.136	176.2	9:20.332
Bas Koeten Racing FORD FIESTA							4	3:03.465	55.082	1:18.917	49.466	178.8	12:23.797
1	3:03.324	55.808	1:18.556	48.960	177.9	3:03.324	5	<b>3:02.839</b>	55.096	<b>1:18.845</b>	<b>48.898</b>	178.2	15:26.636
2	3:02.249	<b>54.624</b>	1:18.622	49.003	178.2	6:05.573	6	3:40.737 B	55.332	1:24.864	1:20.541	178.2	19:07.373
3	<b>3:01.968</b>	54.829	<b>1:18.041</b>	49.098	178.8	9:07.541	<b>23</b> Jos VELDBOER NL						
4	3:02.524	55.077	1:18.213	49.234	176.5	12:10.065	Dekker Racing FORD FIESTA						
5	3:02.393	55.014	1:18.452	<b>48.927</b>	177.9	15:12.458	1	3:23.618	1:06.559	1:25.427	51.632	159.5	3:23.618
6	3:02.437	55.163	1:18.272	49.002	178.8	18:14.895	2	3:13.145	57.538	1:24.053	51.554	169.5	6:36.763
7	3:02.688	55.240	1:18.447	49.001	173.1	21:17.583	3	3:15.133	58.208	1:25.440	51.485	172.8	9:51.896
8	3:02.327	54.903	1:18.382	49.042	178.2	24:19.910	4	3:13.591	57.223	1:24.473	51.895	170.6	13:05.487
9	3:02.660	55.255	1:18.408	48.997	177.6	27:22.570	5	3:12.706	57.333	1:24.000	51.373	170.6	16:18.193
10	3:03.764	55.356	1:18.467	49.941	174.5	30:26.334	6	3:13.309	<b>57.030</b>	1:23.889	52.390	169.8	19:31.502
<b>16</b> Dominique KRAAN NL							7	<b>3:12.684</b>	57.702	<b>1:23.675</b>	<b>51.307</b>	169.8	22:44.186
KNAF-Dellion Academy by JKM FORD FIESTA							8	3:13.014	57.275	1:23.867	51.872	169.8	25:57.200
1	3:08.661	1:00.104	1:19.875	48.682	180.6	3:08.661	9	3:13.326	57.504	1:23.930	51.892	168.7	29:10.526
2	3:06.478	54.991	1:19.959	51.528	184.6	6:15.139	10	3:13.622	57.848	1:24.013	51.761	168.0	32:24.148
3	3:04.409	55.338	1:20.356	48.715	177.3	9:19.548	<b>24</b> Stienes LONGIN B						
4	3:02.529	55.015	1:18.514	49.000	182.1	12:22.077	FordStore Feyaerts FORD FIESTA						
5	3:02.177	55.479	1:18.146	48.552	176.2	15:24.254	1	3:07.588					3:07.588
6	<b>3:01.788</b>	<b>54.587</b>	<b>1:18.116</b>	49.085	182.1	18:26.042	2	3:04.797					6:12.385
7	3:03.275	55.248	1:19.352	48.675	181.2	21:29.317	3	3:03.690					9:16.075
8	3:03.790	54.799	1:19.064	49.927	181.8	24:33.107	4	3:03.589					12:19.664
9	3:02.054	54.860	1:18.900	<b>48.294</b>	183.1	27:35.161	5	3:03.880					15:23.544
10	3:03.033	55.794	1:18.118	49.121	175.6	30:38.194	6	<b>3:02.289</b>					18:25.833
<b>17</b> Paul SIELJES NL							7	3:02.841					21:28.674
Stuart Racing Team FORD FIESTA							8	3:04.601					24:33.275
1	3:05.157	56.601	1:19.517	<b>49.039</b>	180.6	3:05.157	9	3:03.422					27:36.697
2	3:03.577	55.726	1:18.299	49.552	170.1	6:08.734	10	3:06.256					30:42.953
3	3:04.000	55.753	<b>1:18.296</b>	49.951	175.9	9:12.734	<b>26</b> Jo VANDERSMISSEN B						
4	<b>3:02.345</b>	<b>54.721</b>	1:18.304	49.320	175.9	12:15.079	Herroelen Motors by Niels Lagrange FORD FIESTA						
5	3:03.027	54.972	1:18.699	49.356	174.2	15:18.106	1	3:24.694	1:08.744	1:25.190	50.760	164.1	3:24.694
6	3:03.331	55.288	1:18.850	49.193	177.6	18:21.437	2	3:12.437	57.508	1:24.079	50.850	172.5	6:37.131
7	3:03.094	55.357	1:18.353	49.384	178.5	21:24.531	3	3:13.100	57.404	1:24.684	51.012	171.4	9:50.231
8	3:04.001	55.933	1:18.325	49.743	171.2	24:28.532	4	3:12.909	57.910	1:24.240	50.759	169.5	13:03.140
9	3:02.977	55.374	1:18.296	49.307	177.3	27:31.509	5	3:13.161	58.219	1:24.123	50.819	168.2	16:16.301
10	3:06.509	55.677	1:18.364	52.468	175.9	30:38.018	6	3:11.529	57.141	1:23.802	50.586	169.0	19:27.830
<b>18</b> Yannick REDANT B							7	3:10.920	56.788	1:23.659	50.473	170.1	22:38.750
QSR Racing School FORD FIESTA							8	3:10.524	57.639	1:22.532	50.353	169.3	25:49.274
1	3:11.542	1:00.628	1:20.632	50.282	176.2	3:11.542	9	<b>3:09.372</b>	<b>56.682</b>	<b>1:22.501</b>	50.189	171.4	28:58.646
2	3:12.436	57.069	1:24.785	50.582	174.5	6:23.978	10	3:12.074	58.648	1:23.269	<b>50.157</b>	167.4	32:10.720








## FORD FIESTA SPRINT CUP NL & BE SPA RACING FESTIVAL RACE 2

Analysis

■ Personal Best ■ Session Best ■ Crossing the finish line in pit lane




Lap	Time	Sector 1	Sector 2	Sector 3	T. Spd	Elapsed	Lap	Time	Sector 1	Sector 2	Sector 3	T. Spd	Elapsed
<b>30</b> Frank VAN LANGENDONCK BE Herroelen by GL Racing FORD FIESTA													
1	3:18.808	1:04.090	1:24.382	50.336	151.9	3:18.808	3	3:09.376	57.127	1:21.976	50.273	170.9	10:16.179
2	3:06.635	55.872	1:20.291	50.472	176.8	6:25.443	4	3:10.955	58.016	1:21.710	51.229	166.7	13:27.134
3	3:05.321	55.382	1:20.083	49.856	177.6	9:30.764	5	3:09.320	57.085	1:21.307	50.928	169.5	16:36.454
4	3:09.062	57.094	1:20.932	51.036	170.9	12:39.826	6	3:10.291	58.264	1:21.314	50.713	167.4	19:46.745
5	3:08.388	56.843	1:20.616	50.929	171.7	15:48.214	7	3:09.155	56.987	1:21.048	51.120	169.8	22:55.900
6	3:13.725	59.343	1:22.984	51.398	168.2	19:01.939	8	3:10.620	58.366	1:21.445	50.809	168.0	26:06.520
7	3:10.722	57.644	1:22.325	50.753	160.7	22:12.661	9	3:10.662	57.857	1:21.768	51.037	169.0	29:17.182
8	3:10.213	57.204	1:22.176	50.833	170.6	25:22.874	10	3:09.980	57.867	1:21.214	50.899	168.7	32:27.162
9	3:10.101	57.380	1:21.677	51.044	168.2	28:32.975							
10	3:11.637	57.910	1:22.594	51.133	164.9	31:44.612							
<b>32</b> Kenny HERREMANS B Team Floral FORD FIESTA													
1	3:06.479	56.411	1:19.529	50.539	177.3	3:06.479							
2	3:05.656	56.015	1:20.337	49.304	176.5	6:12.135							
3	3:03.240	54.904	1:19.209	49.127	178.5	9:15.375							
4	3:02.761	54.558	1:19.218	48.985	174.5	12:18.136							
5	3:03.355	54.880	1:19.335	49.140	178.5	15:21.491							
6	3:03.579	55.133	1:19.520	48.926	180.0	18:25.070							
7	3:02.905	54.953	1:19.069	48.883	182.1	21:27.975							
8	3:04.103	55.295	1:19.290	49.518	174.2	24:32.078							
9	3:04.338	55.477	1:19.174	49.687	173.9	27:36.416							
10	3:04.055	55.193	1:19.395	49.467	178.8	30:40.471							
<b>33</b> Laurens DE WIT NL Bas Koeten Racing FORD FIESTA													
1	3:02.860	55.641	1:18.429	48.790	180.3	3:02.860							
2	3:02.901	54.865	1:18.609	49.427	178.8	6:05.761							
3	3:02.506	54.803	1:18.858	48.845	178.2	9:08.267							
4	3:02.193	54.435	1:19.018	48.740	176.2	12:10.460							
5	3:02.425	54.788	1:18.873	48.764	177.0	15:12.885							
6	3:02.634	54.848	1:18.801	48.985	176.5	18:15.519							
7	3:02.641	54.869	1:19.051	48.721	180.0	21:18.160							
8	3:02.187	54.532	1:18.855	48.800	177.6	24:20.347							
9	3:03.077	54.901	1:19.397	48.779	177.6	27:23.424							
10	3:02.949	54.670	1:18.947	49.332	181.2	30:26.373							
<b>37</b> VAN DALEN NL Technova College by BKR FORD FIESTA													
1	3:13.863	1:03.241	1:21.879	48.743	175.0	3:13.863							
2	3:07.092	56.456	1:21.426	49.210	170.9	6:20.955							
3	3:08.383	57.154	1:21.418	49.811	173.6	9:29.338							
4	3:07.114	56.416	1:20.674	50.024	170.1	12:36.452							
5	3:06.781	56.854	1:19.753	50.174	165.9	15:43.233							
6	3:07.875	56.696	1:20.564	50.615	165.1	18:51.108							
7	3:08.915	57.125	1:20.936	50.854	171.7	22:00.023							
8	3:08.031	57.516	1:20.318	50.197	166.7	25:08.054							
9	3:07.635	56.090	1:20.361	51.184	175.3	28:15.689							
10	3:07.793	56.808	1:20.366	50.619	172.0	31:23.482							
<b>40</b> Hanne TERIUM BE EMG Motorsport FORD FIESTA													
1	3:53.099	1:06.915	1:52.145	54.039	163.1	3:53.099							
2	3:13.704	58.176	1:24.649	50.879	169.3	7:06.803							
<b>43</b> Jens VERBESSELT B EMG Motorsport FORD FIESTA													
1	3:11.973	1:02.977	1:19.923	49.073	173.9	3:11.973							
2	3:09.990	56.100	1:24.564	49.326	173.1	6:21.963							
3	3:06.264	56.004	1:19.849	50.411	176.2	9:28.227							
4	3:05.079	54.458	1:20.037	50.584	178.5	12:33.306							
5	3:04.681	55.215	1:20.127	49.339	175.3	15:37.987							
6	3:04.157	55.338	1:19.431	49.388	175.3	18:42.144							
7	3:04.613	55.467	1:19.710	49.436	174.5	21:46.757							
8	3:04.660	55.467	1:19.676	49.517	174.8	24:51.417							
9	3:04.613	55.339	1:19.885	49.389	174.8	27:56.030							
10	3:05.296	55.300	1:20.141	49.855	175.3	31:01.326							
<b>44</b> Martin LEBURTON B Vanspringel Motorsport FORD FIESTA													
1	3:06.472	57.746	1:19.055	49.671	178.2	3:06.472							
2	3:05.391	55.792	1:20.170	49.429	176.2	6:11.863							
3	3:03.221	55.020	1:18.675	49.526	182.1	9:15.084							
4	3:02.713	54.710	1:18.725	49.278	179.1	12:17.797							
5	3:03.515	54.982	1:18.935	49.598	180.3	15:21.312							
6	3:04.289	55.597	1:19.396	49.296	180.0	18:25.601							
7	3:03.602	55.604	1:19.204	48.794	176.5	21:29.203							
8	3:04.563	56.153	1:18.742	49.668	175.0	24:33.766							
9	3:03.709	55.612	1:19.005	49.092	176.2	27:37.475							
10	3:04.913	56.005	1:19.361	49.547	173.4	30:42.388							
<b>51</b> Lorenzo VAN RIET NL Ferry Monster Autosport FORD FIESTA													
1	3:11.564	1:02.788	1:19.438	49.338	171.7	3:11.564							
2	3:04.303	55.764	1:19.264	49.275	176.5	6:15.867							
3	3:03.312	54.586	1:20.126	48.600	180.6	9:19.179							
4	3:03.428	55.077	1:18.629	49.722	177.3	12:22.607							
5	3:04.308	56.489	1:18.977	48.842	177.9	15:26.915							
6	3:04.898	55.241	1:19.409	50.248	182.4	18:31.813							
7	3:03.814	55.632	1:18.960	49.222	174.2	21:35.627							
8	3:03.270	55.328	1:18.915	49.027	174.8	24:38.897							
9	3:03.277	55.167	1:18.970	49.140	175.3	27:42.174							
10	3:03.131	55.202	1:18.929	49.000	176.5	30:45.305							
<b>52</b> STOX-GEERTS NL Stox Racing FORD FIESTA													
1	4:09.134	B	1:08.666	1:40.432	1:20.036	115.8	4:09.134						
2	3:57.353	1:41.624	1:23.845	51.884	167.4	8:06.487							
3	3:11.049	57.604	1:21.874	51.571	170.9	11:17.536							
4	3:08.282	56.789	1:21.403	50.090	170.9	14:25.818							
5	3:07.964	56.562	1:21.166	50.236	172.0	17:33.782							
6	3:07.753	56.919	1:21.008	49.826	172.0	20:41.535							
7	3:06.439	56.316	1:20.194	49.929	172.2	23:47.974							





## FORD FIESTA SPRINT CUP NL & BE SPA RACING FESTIVAL RACE 2

### Analysis

 Personal Best    Session Best    B Crossing the finish line in pit lane

Lap	Time	Sector 1	Sector 2	Sector 3	T. Spd	Elapsed	Lap	Time	Sector 1	Sector 2	Sector 3	T. Spd	Elapsed
8	3:07.135	56.956	1:19.993	50.186	172.2	26:55.109							
9	3:06.533	56.866	<b>1:19.906</b>	<b>49.761</b>	172.2	30:01.642							
10	3:06.472	56.389	1:20.059	50.024	172.8	33:08.114							

54 Rogier DE WIT		NL												
Ferry Monster Autosport		FORD FIESTA												
1	3:14.946	1:03.868	1:22.201	<b>48.877</b>	172.8	3:14.946								
2	3:05.361	55.112	1:20.755	49.494	178.5	6:20.307								
3	3:04.745	56.460	1:19.172	49.113	173.9	9:25.052								
4	3:03.301	55.091	1:19.089	49.121	175.0	12:28.353								
5	3:02.833	55.007	1:18.801	49.025	175.3	15:31.186								
6	3:03.558	54.940	1:19.157	49.461	175.9	18:34.744								
7	3:02.935	55.145	1:18.720	49.070	175.9	21:37.679								
8	3:02.503	54.952	1:18.641	48.910	176.8	24:40.182								
9	<b>3:02.412</b>	54.819	<b>1:18.606</b>	48.987	178.5	27:42.594								
10	3:03.488	<b>54.747</b>	1:19.548	49.193	174.8	30:46.082								

77 Daan PIJL		NL												
Cor Euser Racing		FORD FIESTA												
1	3:07.572	58.705	1:19.113	49.754	178.2	3:07.572								
2	3:03.673	55.623	1:19.008	<b>49.042</b>	179.1	6:11.245								
3	3:03.418	55.327	<b>1:18.467</b>	49.624	175.6	9:14.663								
4	<b>3:02.760</b>	<b>54.957</b>	1:18.539	49.264	179.7	12:17.423								
5	3:03.795	55.243	1:18.585	49.967	181.5	15:21.218								
6	3:03.676	55.340	1:18.653	49.683	177.3	18:24.894								
7	3:03.540	55.257	1:19.154	49.129	174.5	21:28.434								
8	3:04.839	55.451	1:19.164	50.224	178.8	24:33.273								
9	3:03.076	55.193	1:18.635	49.248	181.2	27:36.349								
10	3:04.622	56.403	1:18.686	49.533	178.5	30:40.971								

96 BOULTON-SCHILDGEN		NL												
VR Racing		FORD FIESTA												
1	3:17.856	1:04.072	1:24.063	49.721	172.2	3:17.856								
2	3:06.394	55.714	1:20.785	49.895	178.8	6:24.250								
3	3:05.818	55.953	1:20.010	49.855	177.6	9:30.068								
4	3:05.098	55.498	1:20.343	<b>49.257</b>	181.2	12:35.166								
5	3:04.967	55.299	1:20.215	49.453	181.2	15:40.133								
6	<b>3:04.341</b>	<b>55.010</b>	1:19.977	49.354	182.7	18:44.474								
7	3:06.191	56.235	1:20.048	49.908	177.3	21:50.665								
8	3:16.407	1:04.749	1:21.484	50.174	166.9	25:07.072								
9	3:04.637	56.023	<b>1:19.134</b>	49.480	177.6	28:11.709								
10	3:04.381	55.168	1:19.729	49.484	180.3	31:16.090								