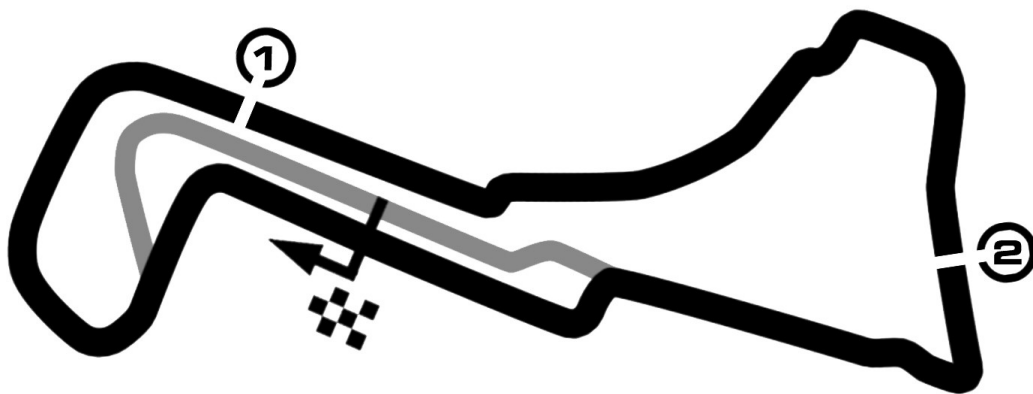


H. ESSERS Belgian Truck Grand Prix

free practice 1



Circuit Zolder 4000 m

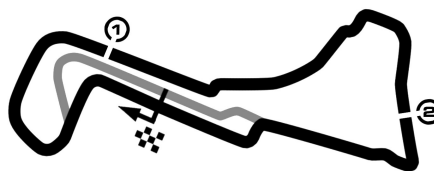
10. - 12. September 2021

H. ESSERS Belgian Truck Grand Prix

Circuit Zolder, length 4000 m

10. - 12. September 2021

Ford Fiesta Sprint Cup NL B



Result free practice 1, 11.09.2021

-Reg.No.: C-Z-BTGP-SUP-028

Rk	Gr	Entrant	License	Car	laps	Besttime			
No.	Cl	Driver	License	Team	%	GAP	DIV	km/h	
1				Ford Fiesta	13	1:55.674		124.488	
	33	DIV1	WIERZBICKI, Nikodem (POL)	EJ Automotive	100.00				
2				Ford Fiesta	13	1:55.765	00.091	124.390	
	3	BE	HERREMANS, Kenny (BEL)	Garage Feyaerts	100.08	00.091			
3				Ford Fiesta	15	1:55.857	00.092	124.291	
	1	DIV2	DE WIT, Laurens (NLD)	Vakgarage pb Technova College Racing	100.16	00.183			
4				Ford Fiesta	13	1:56.061	00.204	124.073	
	97	BE	DE BACKER, Tomas (BEL)	Eddy de Backer	100.33	00.387			
5				Ford Fiesta	14	1:56.344	00.283	123.771	
	11	BE	PLANCKAERT, Junior (BEL)	Team Longin	100.58	00.670			
6				Ford Fiesta	13	1:56.569	00.225	123.532	
	29	BE	VANSPRINGEL, Nathan (BEL)	Vanspringel Motorsport	100.77	00.895			
7				Ford Fiesta	13	1:56.652	00.083	123.444	
	22	BE	DE LAET, Milan (BEL)	EJ Automotive	100.85	00.978			
8				Ford Fiesta	14	1:56.690	00.038	123.404	
	77	DIV2	OLEJNICZAK, Aleksander (POL)	ALU-MET MOTORSPORT	100.88	01.016			
9				Ford Fiesta	14	1:56.974	00.284	123.104	
	98	BE	HUART, Philippe (BEL)	Philippe Huart	101.12	01.300			
10				Ford Fiesta	14	1:57.162	00.188	122.907	
	90	BE	GEUSENS, Polle (BEL)	Polle Geusens	101.29	01.488			
11				Ford Fiesta	10	1:58.233	01.071	121.793	
	28	BE	VAN LOO, Johan (BEL)	Bart Loenders	102.21	02.559			
12				Ford Fiesta	14	1:58.561	00.328	121.456	
	19	BE	DE WITTE, Maxim (BEL)	Alnimax Racing	102.50	02.887			
13				Ford Fiesta	14	1:58.662	00.101	121.353	
	4	BE	FEYAERTS, Tom (BEL)	Garage Feyaerts	102.58	02.988			
14				Ford Fiesta	15	1:58.695	00.033	121.319	
	80	DIV2	LAND, Johan (POL)	EJ Automotive	102.61	03.021			
15				Ford Fiesta	13	1:58.778	00.083	121.235	
	65	DIV1	KOSTERMAN, Esmee (NLD)	NXTRacing KNAF	102.68	03.104			
16				Ford Fiesta	13	1:59.587	00.809	120.414	
	84	DIV1	VAN DE CRAATS, Gianni (NLD)	NXT Racing	103.38	03.913			
17				Ford Fiesta	14	1:59.786	00.199	120.214	
	14	BE	BORGMAANS, Alexander (BEL)	Alnimax Racing	103.55	04.112			
18				Ford Fiesta	11	2:00.076	00.290	119.924	
	30	BE	VANSPRINGEL, Geoffrey (BEL)	Vanspringel Motorsport	103.81	04.402			
19				Ford Fiesta	7	2:01.390	01.314	118.626	
	95	BE	COEKELBERGS, Wim (BEL)	AZERTi	104.94	05.716			
20				Ford Fiesta	15	2:01.548	00.158	118.472	
	49	DIV1	GRINWIS, Lisette (NLD)	Bas Koeten Racing	105.08	05.874			

CAR #95 - OFFICIAL WARNING - TRACK LIMITS

CARS # 33, 77, 65, 22, 90, 29 & 84 - MUST RESPECT TRACK LIMITS

Issued:

Clerk of the Course:

Timekeeper:

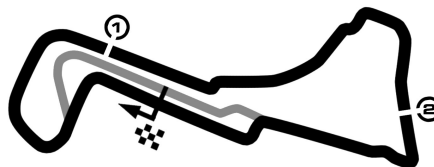
subject to final scrutineering

H. ESSERS Belgian Truck Grand Prix

Circuit Zolder, length 4000 m

10. - 12. September 2021

Ford Fiesta Sprint Cup NL B



Result free practice 1, 11.09.2021

-Reg.No.: C-Z-BTGP-SUP-028

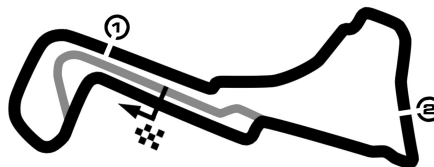
Rk	Gr	Entrant	License	Car	laps	Besttime			
No.	Cl	Driver	License	Team	%	GAP	DIV	km/h	
BE									
1		Kenny Herremans		Ford Fiesta	13	1:55.765		124.390	
	3	BE HERREMANS, Kenny (BEL)		Garage Feyaerts					
2		Tomas De Backer		Ford Fiesta	13	1:56.061	+00.296	124.073	
	97	BE DE BACKER, Tomas (BEL)		Eddy de Backer		00.296			
3		Junior Planckaert		Ford Fiesta	14	1:56.344	+00.283	123.771	
	11	BE PLANCKAERT, Junior (BEL)		Team Longin		00.579			
4		Royale Ecurie Azur		Ford Fiesta	13	1:56.569	+00.225	123.532	
	29	BE VANSRINGEL, Nathan (BEL)		Vanspringel Motorsport		00.804			
5		Milan De Laet		Ford Fiesta	13	1:56.652	+00.083	123.444	
	22	BE DE LAET, Milan (BEL)		EJ Automotive		00.887			
6		Autoclub Excelsior		Ford Fiesta	14	1:56.974	+00.322	123.104	
	98	BE HUART, Philippe (BEL)		Philippe Huart		01.209			
7		Polle Geusens		Ford Fiesta	14	1:57.162	+00.188	122.907	
	90	BE GEUSENS, Polle (BEL)		Polle Geusens		01.397			
8				Ford Fiesta	10	1:58.233	+01.071	121.793	
	28	BE VAN LOO, Johan (BEL)		Bart Loenders		02.468			
9		Maxim De Witte		Ford Fiesta	14	1:58.561	+00.328	121.456	
	19	BE DE WITTE, Maxim (BEL)		Alnimax Racing		02.796			
10		Tom Feyaerts		Ford Fiesta	14	1:58.662	+00.101	121.353	
	4	BE FEYAERTS, Tom (BEL)		Garage Feyaerts		02.897			
11		Alexander Borgmans		Ford Fiesta	14	1:59.786	+01.124	120.214	
	14	BE BORGMANS, Alexander (BEL)		Alnimax Racing		04.021			
12		Royale Ecurie Azur		Ford Fiesta	11	2:00.076	+00.290	119.924	
	30	BE VANSRINGEL, Geoffrey (BEL)		Vanspringel Motorsport		04.311			
13		Autoclub Excelsior		Ford Fiesta	7	2:01.390	+01.314	118.626	
	95	BE COEKELBERGS, Wim (BEL)		AZERTi		05.625			

H. ESSERS Belgian Truck Grand Prix

Circuit Zolder, length 4000 m

10. - 12. September 2021

Ford Fiesta Sprint Cup NL B



Result free practice 1, 11.09.2021

-Reg.No.: C-Z-BTGP-SUP-028

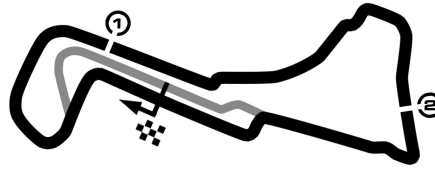
Rk	No.	Gr	Entrant	License	Car	laps	Besttime			
		Cl	Driver	License	Team	%	GAP	DIV	km/h	
DIV1										
1					Ford Fiesta	13	1:55.674			124.488
	33	DIV1	WIERZBICKI, Nikodem (POL)		EJ Automotive					
2					Ford Fiesta	13	1:58.778	+03.104		121.235
	65	DIV1	KOSTERMAN, Esmee (NLD)		NXTRacing KNAF		03.104			
3					Ford Fiesta	13	1:59.587	+00.809		120.414
	84	DIV1	VAN DE CRAATS, Gianni (NLD)		NXT Racing		03.913			
4					Ford Fiesta	15	2:01.548	+01.961		118.472
	49	DIV1	GRINWIS, Lisette (NLD)		Bas Koeten Racing		05.874			

H. ESSERS Belgian Truck Grand Prix

Circuit Zolder, length 4000 m

10. - 12. September 2021

Ford Fiesta Sprint Cup NL B




Result free practice 1, 11.09.2021

-Reg.No.: C-Z-BTGP-SUP-028

Rk	No.	Gr	Entrant	License	Car	laps	Besttime			
		Cl	Driver	License	Team	%	GAP	DIV	km/h	
DIV2										
1					Ford Fiesta	15	1:55.857			124.291
	1	DIV2	DE WIT, Laurens (NLD)		Vakgarage pb Technova College Racing					
2					Ford Fiesta	14	1:56.690	+00.833		123.404
	77	DIV2	OLEJNICZAK, Aleksander (POL)		ALU-MET MOTORSPORT		00.833			
3					Ford Fiesta	15	1:58.695	+02.005		121.319
	80	DIV2	LAND, Johan (POL)		EJ Automotive		02.838			

CAR #95 - OFFICIAL WARNING - TRACK LIMITS

CARS # 33, 77, 65, 22, 90, 29 & 84 - MUST RESPECT TRACK LIMITS

Issued:	Clerk of the Course:	Timekeeper:	
---------	----------------------	-------------	---

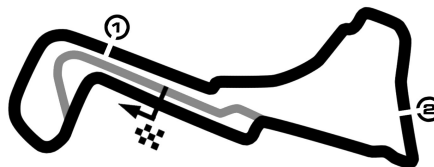
subject to final scrutineering

H. ESSERS Belgian Truck Grand Prix

Circuit Zolder, length 4000 m

10. - 12. September 2021

Ford Fiesta Sprint Cup NL B



Lap by Lap free practice 1, 11.09.2021

-Reg.No.: C-Z-BTGP-SUP-028

1 Laurens de Wit , Ford Fiesta DIV2 / NLD															
1	2:48.762	2	2:00.185	3	1:58.034	4	1:57.222	5	1:56.817	pit	2:09.635	7	3:29.356	8	1:56.831
9	1:56.257	10	1:56.035	11	1:57.864	12	1:55.857	13	1:57.936	14	1:56.287	pit	2:11.619		

3 Kenny Herremans , Ford Fiesta BE / BEL															
1	2:42.381	2	1:59.511	3	1:58.345	4	1:58.162	5	1:56.936	pit	2:05.647	7	3:59.592	8	1:56.371
9	1:56.151	10	1:55.786	11	1:55.765	12	1:55.923	pit	2:05.207						

4 Tom Feyaerts , Ford Fiesta BE / BEL															
1	2:41.930	2	2:03.186	3	2:01.124	4	2:01.601	5	2:00.158	6	1:59.444	7	2:00.571	8	1:58.662
pit	2:12.143	10	4:39.139	11	1:59.001	12	2:00.531	13	1:59.315	14	1:58.962				

11 Junior Planckaert , Ford Fiesta BE / BEL															
1	2:25.493	2	2:00.661	3	1:58.367	4	1:57.041	pit	2:10.988	6	4:08.045	7	1:56.642	8	1:56.344
9	1:56.722	10	1:56.494	11	1:56.637	12	1:57.939	13	1:56.619	pit	2:08.146				

14 Alexander Borgmans , Ford Fiesta BE / BEL															
1	3:10.096	2	2:08.588	3	2:04.914	4	2:01.599	5	2:01.850	6	2:00.761	7	2:00.590	8	2:01.198
9	1:59.786	10	1:59.901	pit	2:10.360	12	3:19.727	13	2:01.178	14	2:01.705				

19 Maxim De Witte , Ford Fiesta BE / BEL															
1	3:09.286	2	2:07.544	3	2:02.711	4	1:59.991	5	1:59.588	6	1:59.501	7	1:59.668	8	1:59.531
9	1:59.571	pit	2:11.338	11	3:28.527	12	1:58.688	13	1:58.759	14	1:58.561				

22 Milan De Laet , Ford Fiesta BE / BEL															
1	4:34.560	2	1:59.584	pit	2:10.990	4	4:03.706	5	1:58.339	6	1:57.207	7	1:58.791	8	1:57.835
9	1:58.055	10	1:57.333	11	1:56.747	12	1:56.652	13	1:57.185						

28 Johan Van Loo , Ford Fiesta BE / BEL															
1	2:48.157	2	2:05.079	3	2:00.480	pit	2:13.828	5	11:46.830	6	1:59.001	7	1:58.233	8	1:59.860
9	2:01.960	10	2:02.990												

29 Nathan Vanspringel , Ford Fiesta BE / BEL															
1	3:01.591	pit	2:12.205	3	4:18.916	4	1:58.673	5	1:57.464	pit	2:09.486	7	3:09.621	8	1:56.894
9	1:56.569	10	1:56.821	11	1:57.493	pit	2:09.255	13	3:28.989						

30 Geoffrey Vanspringel , Ford Fiesta BE / BEL															
1	3:10.040	pit	2:28.151	3	6:23.248	4	2:06.395	5	2:01.974	6	2:00.076	pit	2:10.332	8	4:03.017
9	2:13.711	10	2:00.604	11	2:00.907										

33 Nikodem Wierzbicki , Ford Fiesta DIV1 / POL															
1	3:15.983	2	2:03.724	3	1:59.002	4	1:59.916	5	1:56.885	6	1:56.326	7	1:56.471	8	1:56.044
9	1:55.674	pit	2:27.567	11	5:15.739	12	1:55.905	13	1:57.511						

49 Lisette Grinwis , Ford Fiesta DIV1 / NLD															
1	3:15.384	2	2:06.973	3	2:03.891	4	2:03.784	5	2:03.700	6	2:03.002	7	2:02.535	8	2:02.300
9	2:01.908	10	2:01.616	11	2:01.921	12	2:01.548	13	2:02.147	14	2:01.565	pit	2:12.970		

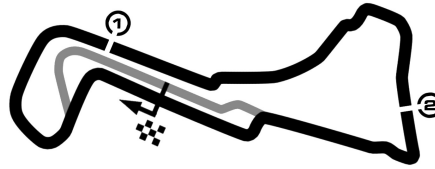
65 Esmee Kosterman , Ford Fiesta DIV1 / NLD															
1	2:54.117	2	2:38.901	pit	2:55.107	4	4:14.785	5	2:02.050	6	2:00.406	7	1:59.142	8	2:01.204

H. ESSERS Belgian Truck Grand Prix

Circuit Zolder, length 4000 m

10. - 12. September 2021

Ford Fiesta Sprint Cup NL B



Lap by Lap free practice 1, 11.09.2021

-Reg.No.: C-Z-BTGP-SUP-028

9	1:59.072	10	1:59.905	11	1:59.880	12	1:58.778	13	1:59.207						
---	----------	----	----------	----	----------	----	-----------------	----	----------	--	--	--	--	--	--

77 Aleksander Olejniczak , Ford Fiesta DIV2 / POL

1	2:35.919	2	2:08.983	3	2:04.021	4	1:59.875	5	1:57.741	6	1:57.505	7	1:58.056	8	1:57.095
9	1:56.690	pit	2:21.094	11	4:17.373	12	1:59.551	13	1:56.928	14	1:57.444				

80 Johan Land , Ford Fiesta DIV2 / POL

1	3:13.842	2	2:11.218	3	2:07.198	4	2:01.932	5	2:00.158	6	2:00.419	7	2:01.381	8	2:00.535
9	1:59.607	10	2:00.131	11	1:59.855	12	2:00.004	13	2:03.245	14	1:59.102	15	1:58.695		

84 Gianni van de Craats , Ford Fiesta DIV1 / NLD

1	2:33.056	2	2:03.618	3	2:02.268	4	2:01.573	5	2:00.207	pit	2:12.900	7	3:28.317	8	2:00.173
9	1:59.587	10	1:59.696	11	2:04.488	pit	2:10.759	pit	4:31.778						

90 Polle Geusens , Ford Fiesta BE / BEL

1	3:05.844	2	2:01.725	3	2:00.776	4	1:58.554	5	1:57.551	pit	2:10.663	7	3:32.746	pit	2:12.246
9	2:54.445	10	1:57.827	11	1:57.261	12	1:58.959	13	1:57.222	14	1:57.162				

95 Wim Coekelbergs , Ford Fiesta BE / BEL

1	2:31.712	2	2:04.124	3	2:01.390	pit	2:16.050	5	5:24.335	6	2:03.402	pit	2:16.362		
---	----------	---	----------	---	-----------------	-----	----------	---	----------	---	----------	-----	----------	--	--

97 Tomas De Backer , Ford Fiesta BE / BEL

1	2:52.960	2	1:59.375	3	1:56.621	4	1:57.695	5	1:56.602	pit	2:08.714	7	4:19.246	8	1:56.797
9	1:56.534	10	1:56.150	11	1:56.125	12	1:56.061	pit	2:18.935						

98 Philippe Huart , Ford Fiesta BE / BEL

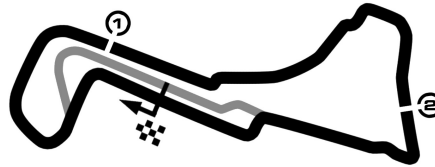
1	2:47.032	2	1:58.239	3	1:57.571	4	1:57.610	5	1:57.198	pit	2:11.794	7	4:50.291	8	1:57.609
9	1:57.423	10	1:57.120	11	1:56.974	12	1:57.430	13	1:56.991	14	2:18.616				

H. ESSERS Belgian Truck Grand Prix

Circuit Zolder, length 4000 m

10. - 12. September 2021

Ford Fiesta Sprint Cup NL B



Lap Analysis free practice 1, 11.09.2021

-Reg.No.: C-Z-BTGP-SUP-028

1 Laurens de Wit (NLD) (Ford Fiesta)

Theoretische Bestzeit: 1:55.834

Lap	D	Time	S1	S2	S3	Lap	D	Time	S1	S2	S3
1	1	2:48.762		55.575	40.776	9	1	1:56.257	35.966	42.247	38.044
2	1	2:00.185	38.135	43.132	38.918	10	1	1:56.035	36.097	42.108	37.830
3	1	1:58.034	36.721	43.168	38.145	11	1	1:57.864	36.964	42.768	38.132
4	1	1:57.222	36.563	42.691	37.968	12	1	1:55.857	35.977	42.120	37.760
5	1	1:56.817	36.297	42.601	37.919	13	1	1:57.936	36.036	42.606	39.294
6	1	2:09.635	36.404	42.760		14	1	1:56.287	36.108	42.122	38.057
7	1	3:29.356	2:07.265	43.086	39.005	15	1	2:11.619	36.650	45.575	
8	1	1:56.831	36.293	42.589	37.949						

3 Kenny Herremans (BEL) (Ford Fiesta)

Theoretische Bestzeit: 1:55.497

Lap	D	Time	S1	S2	S3	Lap	D	Time	S1	S2	S3
1	1	2:42.381				8	1	1:56.371	36.209	42.379	37.783
2	1	1:59.511	37.244	43.818	38.449	9	1	1:56.151	36.032	42.355	37.764
3	1	1:58.345	37.117	43.079	38.149	10	1	1:55.786	36.096	42.139	37.551
4	1	1:58.162	36.649	43.403	38.110	11	1	1:55.765	36.003	42.024	37.738
5	1	1:56.936	36.544	42.553	37.839	12	1	1:55.923	35.922	42.349	37.652
6	1	2:05.647	36.334	42.543		13	1	2:05.207	36.254	42.278	
7	1	3:59.592	2:39.120	42.560	37.912						

4 Tom Feyaerts (BEL) (Ford Fiesta)

Theoretische Bestzeit: 1:58.048

Lap	D	Time	S1	S2	S3	Lap	D	Time	S1	S2	S3
1	1	2:41.930				8	1	1:58.662	37.066	43.482	38.114
2	1	2:03.186	39.666	44.720	38.800	9	1	2:12.143	36.755	43.786	
3	1	2:01.124	38.985	43.848	38.291	10	1	4:39.139	3:16.487	44.276	38.376
4	1	2:01.601	38.017	44.061	39.523	11	1	1:59.001	37.290	43.217	38.494
5	1	2:00.158	37.210	44.869	38.079	12	1	2:00.531	37.159	45.258	38.114
6	1	1:59.444	37.098	44.051	38.295	13	1	1:59.315	37.193	43.793	38.329
7	1	2:00.571	37.260	45.235	38.076	14	1	1:58.962	37.253	43.224	38.485

11 Junior Planckaert (BEL) (Ford Fiesta)

Theoretische Bestzeit: 1:56.001

Lap	D	Time	S1	S2	S3	Lap	D	Time	S1	S2	S3
1	1	2:25.493		48.049	39.922	8	1	1:56.344	36.383	42.417	37.544
2	1	2:00.661	38.704	43.791	38.166	9	1	1:56.722	36.348	42.625	37.749
3	1	1:58.367	37.074	43.497	37.796	10	1	1:56.494	36.336	42.726	37.432
4	1	1:57.041	36.438	42.771	37.832	11	1	1:56.637	36.345	42.699	37.593
5	1	2:10.988	38.436	42.910		12	1	1:57.939	36.406	42.920	38.613
6	1	4:08.045	2:46.994	43.212	37.839	13	1	1:56.619	36.347	42.588	37.684
7	1	1:56.642	36.547	42.484	37.611	14	1	2:08.146	36.386	42.233	

14 Alexander Borgmans (BEL) (Ford Fiesta)

Theoretische Bestzeit: 1:59.473

Lap	D	Time	S1	S2	S3	Lap	D	Time	S1	S2	S3
1	1	3:10.096				8	1	2:01.198	37.124	45.044	39.030
2	1	2:08.588	40.784	46.926	40.878	9	1	1:59.786	37.311	43.998	38.477
3	1	2:04.914	39.795	45.886	39.233	10	1	1:59.901	37.241	44.162	38.498
4	1	2:01.599	37.763	45.013	38.823	11	1	2:10.360	37.342	44.195	
5	1	2:01.850	37.855	44.628	39.367	12	1	3:19.727	1:56.578	44.507	38.642
6	1	2:00.761	37.331	44.588	38.842	13	1	2:01.178	38.213	44.270	38.695
7	1	2:00.590	37.154	45.016	38.420	14	1	2:01.705	37.340	43.929	40.436

19 Maxim De Witte (BEL) (Ford Fiesta)

Theoretische Bestzeit: 1:57.870

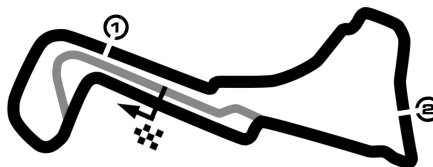
Lap	D	Time	S1	S2	S3	Lap	D	Time	S1	S2	S3
1	1	3:09.286		1:00.733	43.476	8	1	1:59.531	36.904	43.866	38.761
2	1	2:07.544	40.696	46.073	40.775	9	1	1:59.571	36.871	43.887	38.813
3	1	2:02.711	38.140	44.432	40.139	10	1	2:11.338	36.779	43.857	
4	1	1:59.991	37.107	43.701	39.183	11	1	3:28.527	2:06.167	43.952	38.408
5	1	1:59.588	36.908	43.603	39.077	12	1	1:58.688	36.765	43.106	38.817
6	1	1:59.501	36.819	43.788	38.894	13	1	1:58.759	36.760	43.396	38.603
7	1	1:59.668	36.724	43.889	39.055	14	1	1:58.561	36.356	43.521	38.684

H. ESSERS Belgian Truck Grand Prix

Circuit Zolder, length 4000 m

10. - 12. September 2021

Ford Fiesta Sprint Cup NL B



Lap Analysis free practice 1, 11.09.2021

-Reg.No.: C-Z-BTGP-SUP-028

22 Milan De Laet (BEL) (Ford Fiesta)

Theoretische Bestzeit: 1:56.310

Lap	D	Time	S1	S2	S3	Lap	D	Time	S1	S2	S3
1	1	4:34.560				8	1	1:57.835	36.261	43.333	38.241
2	1	1:59.584	37.306	43.929	38.349	9	1	1:58.055	36.538	43.657	37.860
3	1	2:10.990	36.649	44.010		10	1	1:57.333	36.546	43.029	37.758
4	1	4:03.706	2:42.597	43.510	37.599	11	1	1:56.747	36.286	42.531	37.930
5	1	1:58.339	36.465	43.974	37.900	12	1	1:56.652	36.312	42.629	37.711
6	1	1:57.207	36.254	42.941	38.012	13	1	1:57.185	36.358	43.091	37.736
7	1	1:58.791	36.180	44.458	38.153						

28 Johan Van Loo (BEL) (Ford Fiesta)

Theoretische Bestzeit: 1:58.233

Lap	D	Time	S1	S2	S3	Lap	D	Time	S1	S2	S3
1	1	2:48.157		55.716	42.553	6	1	1:59.001	37.222	43.679	38.100
2	1	2:05.079	40.369	45.318	39.392	7	1	1:58.233	37.119	43.372	37.742
3	1	2:00.480	37.765	44.393	38.322	8	1	1:59.860	37.145	43.849	38.866
4	1	2:13.828	37.195	43.755		9	1	2:01.960	38.981	44.357	38.622
5	1	11:46.830	10:21	46.623	38.841	10	1	2:02.990	37.303	44.871	40.816

29 Nathan Vanspringel (BEL) (Ford Fiesta)

Theoretische Bestzeit: 1:56.254

Lap	D	Time	S1	S2	S3	Lap	D	Time	S1	S2	S3
1	1	3:01.591		1:00.468	41.441	8	1	1:56.894	36.536	42.316	38.042
2	1	2:12.205	37.447	44.618		9	1	1:56.569	36.290	42.596	37.683
3	1	4:18.916	2:54.101	45.162	39.653	10	1	1:56.821	36.326	42.767	37.728
4	1	1:58.673	37.383	43.256	38.034	11	1	1:57.493	36.255	43.140	38.098
5	1	1:57.464	36.475	43.062	37.927	12	1	2:09.255	36.364	42.840	
6	1	2:09.486	36.371	43.191		13	1	3:28.989	2:07.023	43.782	38.184
7	1	3:09.621	1:49.044	42.540	38.037						

30 Geoffrey Vanspringel (BEL) (Ford Fiesta)

Theoretische Bestzeit: 1:59.353

Lap	D	Time	S1	S2	S3	Lap	D	Time	S1	S2	S3
1	1	3:10.040		1:02.673	45.839	7	1	2:10.332	37.671	44.068	
2	1	2:28.151	44.308	48.217		8	1	4:03.017	2:25.737	51.164	46.116
3	1	6:23.248	4:34.184	56.790	52.274	9	1	2:13.711	49.746	45.609	38.356
4	1	2:06.395	40.449	46.843	39.103	10	1	2:00.604	37.385	44.546	38.673
5	1	2:01.974	38.170	44.576	39.228	11	1	2:00.907	37.417	43.612	39.878
6	1	2:00.076	37.647	43.929	38.500						

33 Nikodem Wierzbicki (POL) (Ford Fiesta)

Theoretische Bestzeit: 1:55.556

Lap	D	Time	S1	S2	S3	Lap	D	Time	S1	S2	S3
1	1	3:15.983		56.984	46.005	8	1	1:56.044	36.103	42.275	37.666
2	1	2:03.724	39.718	44.300	39.706	9	1	1:55.674	36.072	42.116	37.486
3	1	1:59.002	37.347	42.808	38.847	10	1	2:27.567	37.252	54.337	
4	1	1:59.916	36.470	42.618	40.828	11	1	5:15.739	3:50.393	42.574	42.772
5	1	1:56.885	36.471	42.505	37.909	12	1	1:55.905	36.320	42.217	37.368
6	1	1:56.326	36.299	42.356	37.671	13	1	1:57.511	36.086	43.395	38.030
7	1	1:56.471	36.291	42.533	37.647						

49 Lisette Grinwis (NLD) (Ford Fiesta)

Theoretische Bestzeit: 2:01.043

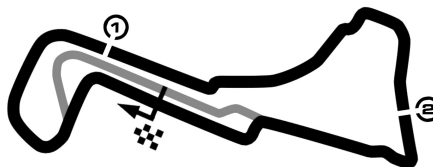
Lap	D	Time	S1	S2	S3	Lap	D	Time	S1	S2	S3
1	1	3:15.384		59.967	46.102	9	1	2:01.908	38.013	44.410	39.485
2	1	2:06.973	41.016	45.916	40.041	10	1	2:01.616	37.759	44.739	39.118
3	1	2:03.891	39.395	45.002	39.494	11	1	2:01.921	37.964	44.485	39.472
4	1	2:03.784	39.283	44.996	39.505	12	1	2:01.548	37.742	44.418	39.388
5	1	2:03.700	39.081	45.087	39.532	13	1	2:02.147	37.936	44.961	39.250
6	1	2:03.002	39.189	44.826	38.987	14	1	2:01.565	37.911	44.314	39.340
7	1	2:02.535	38.551	44.620	39.364	15	1	2:12.970	38.092	44.712	
8	1	2:02.300	38.492	44.540	39.268						

H. ESSERS Belgian Truck Grand Prix

Circuit Zolder, length 4000 m

10. - 12. September 2021

Ford Fiesta Sprint Cup NL B



Lap Analysis free practice 1, 11.09.2021

-Reg.No.: C-Z-BTGP-SUP-028

65 Esmee Kosterman (NLD) (Ford Fiesta)

Theoretische Bestzeit: 1:58.271

Lap	D	Time	S1	S2	S3	Lap	D	Time	S1	S2	S3
1	1	2:54.117		58.499	41.883	8	1	2:01.204	37.696	44.271	39.237
2	1	2:38.901	40.098	46.772	1:12.031	9	1	1:59.072	37.239	43.055	38.778
3	1	2:55.107	47.173	1:03.061		10	1	1:59.905	37.269	43.757	38.879
4	1	4:14.785	2:49.143	46.265	39.377	11	1	1:59.880	37.257	43.881	38.742
5	1	2:02.050	38.740	44.403	38.907	12	1	1:58.778	36.934	43.464	38.380
6	1	2:00.406	37.375	43.682	39.349	13	1	1:59.207	36.836	43.238	39.133
7	1	1:59.142	37.281	43.419	38.442						

77 Aleksander Olejniczak (POL) (Ford Fiesta)

Theoretische Bestzeit: 1:56.420

Lap	D	Time	S1	S2	S3	Lap	D	Time	S1	S2	S3
1	1	2:35.919		49.607	43.017	8	1	1:57.095	36.422	42.500	38.173
2	1	2:08.983	40.883	46.932	41.168	9	1	1:56.690	36.422	42.437	37.831
3	1	2:04.021	39.955	45.468	38.598	10	1	2:21.094	36.379	46.617	
4	1	1:59.875	37.699	43.312	38.864	11	1	4:17.373	2:53.097	44.666	39.610
5	1	1:57.741	36.676	43.103	37.962	12	1	1:59.551	37.274	44.202	38.075
6	1	1:57.505	36.434	42.584	38.487	13	1	1:56.928	36.152	42.910	37.866
7	1	1:58.056	36.815	43.085	38.156	14	1	1:57.444	36.364	43.093	37.987

80 Johan Land (POL) (Ford Fiesta)

Theoretische Bestzeit: 1:58.484

Lap	D	Time	S1	S2	S3	Lap	D	Time	S1	S2	S3
1	1	3:13.842				9	1	1:59.607	37.510	43.584	38.513
2	1	2:11.218	41.688	49.503	40.027	10	1	2:00.131	37.516	44.279	38.336
3	1	2:07.198	38.441	49.408	39.349	11	1	1:59.855	37.618	43.803	38.434
4	1	2:01.932	38.664	44.165	39.103	12	1	2:00.004	37.455	43.963	38.586
5	1	2:00.158	37.721	43.573	38.864	13	1	2:03.245	37.456	46.728	39.061
6	1	2:00.419	37.838	43.851	38.730	14	1	1:59.102	37.274	43.137	38.691
7	1	2:01.381	37.463	44.269	39.649	15	1	1:58.695	37.343	42.874	38.478
8	1	2:00.535	37.745	44.186	38.604						

84 Gianni van de Craats (NLD) (Ford Fiesta)

Theoretische Bestzeit: 1:59.011

Lap	D	Time	S1	S2	S3	Lap	D	Time	S1	S2	S3
1	1	2:33.056		49.798	43.362	8	1	2:00.173	37.496	43.776	38.901
2	1	2:03.618	39.535	44.741	39.342	9	1	1:59.587	37.449	43.562	38.576
3	1	2:02.268	37.759	44.641	39.868	10	1	1:59.696	37.486	43.315	38.895
4	1	2:01.573	37.753	44.569	39.251	11	1	2:04.488	37.353	45.863	41.272
5	1	2:00.207	37.976	43.888	38.343	12	1	2:10.759	37.587	43.873	
6	1	2:12.900	37.726	45.362		13	1	4:31.778			
7	1	3:28.317	2:00.570	48.006	39.741						

90 Polle Geusens (BEL) (Ford Fiesta)

Theoretische Bestzeit: 1:56.591

Lap	D	Time	S1	S2	S3	Lap	D	Time	S1	S2	S3
1	1	3:05.844				8	1	2:12.246	36.169	43.679	
2	1	2:01.725	37.946	44.892	38.887	9	1	2:54.445	1:33.930	42.834	37.681
3	1	2:00.776	37.321	44.466	38.989	10	1	1:57.827	36.537	43.556	37.734
4	1	1:58.554	37.214	43.564	37.776	11	1	1:57.261	36.269	43.230	37.762
5	1	1:57.551	36.267	43.488	37.796	12	1	1:58.959	36.956	43.686	38.317
6	1	2:10.663	36.481	43.521		13	1	1:57.222	36.191	43.363	37.668
7	1	3:32.746	2:11.470	43.517	37.759	14	1	1:57.162	36.178	43.396	37.588

95 Wim Coekelbergs (BEL) (Ford Fiesta)

Theoretische Bestzeit: 2:04.124

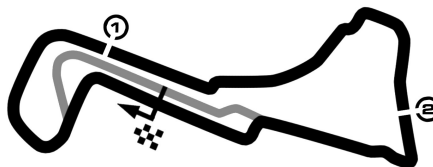
Lap	D	Time	S1	S2	S3	Lap	D	Time	S1	S2	S3
1	1	2:31.712				5	1	5:24.335			
2	1	2:04.124	38.986	45.466	39.672	6	1	2:03.402			
3	1	2:01.390				7	1	2:16.362			
4	1	2:16.050									

H. ESSERS Belgian Truck Grand Prix

Circuit Zolder, length 4000 m

10. - 12. September 2021

Ford Fiesta Sprint Cup NL B



Lap Analysis free practice 1, 11.09.2021

-Reg.No.: C-Z-BTGP-SUP-028

97 Tomas De Backer (BEL) (Ford Fiesta)

Theoretische Bestzeit: 1:55.967

Lap	D	Time	S1	S2	S3	Lap	D	Time	S1	S2	S3
1	1	2:52.960		56.762	40.078	8	1	1:56.797	36.635	42.361	37.801
2	1	1:59.375	37.537	43.546	38.292	9	1	1:56.534	36.495	42.319	37.720
3	1	1:56.621	36.614	42.251	37.756	10	1	1:56.150	36.320	42.013	37.817
4	1	1:57.695	36.586	42.849	38.260	11	1	1:56.125	36.252	42.036	37.837
5	1	1:56.602	36.512	42.363	37.727	12	1	1:56.061	36.269	42.090	37.702
6	1	2:08.714	36.284	42.393		13	1	2:18.935	36.442	50.307	
7	1	4:19.246	2:58.237	42.895	38.114						

98 Philippe Huart (BEL) (Ford Fiesta)

Theoretische Bestzeit: 1:56.916

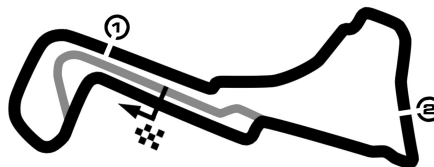
Lap	D	Time	S1	S2	S3	Lap	D	Time	S1	S2	S3
1	1	2:47.032				8	1	1:57.609	36.947	42.883	37.779
2	1	1:58.239	37.432	43.163	37.644	9	1	1:57.423	36.768	42.862	37.793
3	1	1:57.571	36.726	42.758	38.087	10	1	1:57.120	36.644	42.650	37.826
4	1	1:57.610	36.721	42.848	38.041	11	1	1:56.974	36.625	42.708	37.641
5	1	1:57.198	36.627	42.686	37.885	12	1	1:57.430	36.687	42.823	37.920
6	1	2:11.794	37.015	42.954		13	1	1:56.991	36.667	42.668	37.656
7	1	4:50.291	3:25.143	45.670	39.478	14	1	2:18.616	38.700	46.500	

H. ESSERS Belgian Truck Grand Prix

Circuit Zolder, length 4000 m

10. - 12. September 2021

Ford Fiesta Sprint Cup NL B



Best Sector Times free practice 1

-Reg.No.: C-Z-BTGP-SUP-028

Pos.	sector 1			sector 2			sector 3			theoretical and best lap time				
	No	Driver	Time	No	Driver	Time	No	Driver	Time	No	Driver	theoretical	Best	Pos
1	3	Herremans K.	35.922	97	De Backer T.	42.013	33	Wierzbicki N.	37.368	3	Herremans K.	1:55.497	1:55.765	2
2	1	de Wit L.	35.966	3	Herremans K.	42.024	11	Planckaert J.	37.432	33	Wierzbicki N.	1:55.556	1:55.674	1
3	33	Wierzbicki N.	36.072	1	de Wit L.	42.108	3	Herremans K.	37.551	1	de Wit L.	1:55.834	1:55.857	3
4	77	Olejniczak A.	36.152	33	Wierzbicki N.	42.116	90	Geusens P.	37.588	97	De Backer T.	1:55.967	1:56.061	4
5	90	Geusens P.	36.169	11	Planckaert J.	42.233	22	De Laet M.	37.599	11	Planckaert J.	1:56.001	1:56.344	5
6	22	De Laet M.	36.180	29	Vanspringel N.	42.316	98	Huart P.	37.641	29	Vanspringel N.	1:56.254	1:56.569	6
7	97	De Backer T.	36.252	77	Olejniczak A.	42.437	29	Vanspringel N.	37.683	22	De Laet M.	1:56.310	1:56.652	7
8	29	Vanspringel N.	36.255	22	De Laet M.	42.531	97	De Backer T.	37.702	77	Olejniczak A.	1:56.420	1:56.690	8
9	11	Planckaert J.	36.336	98	Huart P.	42.650	28	Van Loo J.	37.742	90	Geusens P.	1:56.591	1:57.162	10
10	19	De Witte M.	36.356	90	Geusens P.	42.834	1	de Wit L.	37.760	98	Huart P.	1:56.916	1:56.974	9
11	98	Huart P.	36.625	80	Land J.	42.874	77	Olejniczak A.	37.831	19	De Witte M.	1:57.870	1:58.561	12
12	4	Feyaerts T.	36.755	65	Kosterman E.	43.055	4	Feyaerts T.	38.076	4	Feyaerts T.	1:58.048	1:58.662	13
13	65	Kosterman E.	36.836	19	De Witte M.	43.106	80	Land J.	38.336	28	Van Loo J.	1:58.233	1:58.233	11
14	28	Van Loo J.	37.119	4	Feyaerts T.	43.217	84	van de Craats G.	38.343	65	Kosterman E.	1:58.271	1:58.778	15
15	14	Borgmans A.	37.124	84	van de Craats G.	43.315	30	Vanspringel G.	38.356	80	Land J.	1:58.484	1:58.695	14
16	80	Land J.	37.274	28	Van Loo J.	43.372	65	Kosterman E.	38.380	84	van de Craats G.	1:59.011	1:59.587	16
17	84	van de Craats G.	37.353	30	Vanspringel G.	43.612	19	De Witte M.	38.408	30	Vanspringel G.	1:59.353	2:00.076	18
18	30	Vanspringel G.	37.385	14	Borgmans A.	43.929	14	Borgmans A.	38.420	14	Borgmans A.	1:59.473	1:59.786	17
19	49	Grinwis L.	37.742	49	Grinwis L.	44.314	49	Grinwis L.	38.987	49	Grinwis L.	2:01.043	2:01.548	20
20	95	Coekelbergs W.	38.986	95	Coekelbergs W.	45.466	95	Coekelbergs W.	39.672	95	Coekelbergs W.	2:04.124	2:01.390	19