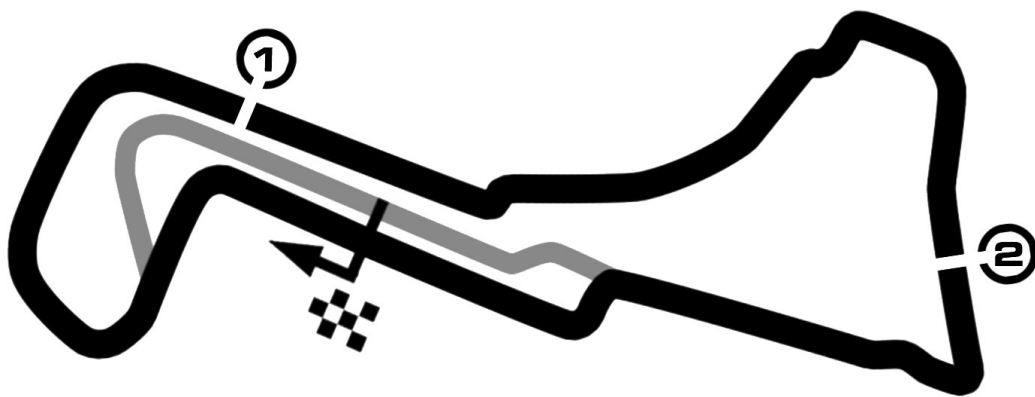


Ford
FIESTA
SPRINT CUP

POWERED BY  **HANKOOK**
driving emotion

H. ESSERS Belgian Truck Grand Prix

free practice 2



Circuit Zolder 4000 m

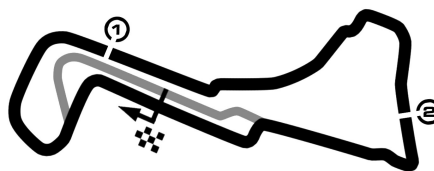
10. - 12. September 2021

H. ESSERS Belgian Truck Grand Prix

Circuit Zolder, length 4000 m

10. - 12. September 2021

Ford Fiesta Sprint Cup NL B



Result free practice 2, 11.09.2021

-Reg.No.: C-Z-BTGP-SUP-028

Rk	Gr	Entrant	License	Car	laps	Besttime			
No.	Cl	Driver	License	Team	%	GAP	DIV	km/h	
1				Ford Fiesta	9	1:56.399		123.712	
	33	DIV1	WIERZBICKI, Nikodem (POL)	EJ Automotive	100.00				
2				Ford Fiesta	13	1:57.995	01.596	122.039	
	1	DIV2	DE WIT, Laurens (NLD)	Vakgarage pb Technova College Racing	101.37	01.596			
3				Royale Ecurie Azur	9	1:58.122	00.127	121.908	
	29	BE	VANSPRINGEL, Nathan (BEL)	Vanspringel Motorsport	101.48	01.723			
4				Polle Geusens	14	1:58.791	00.669	121.221	
	90	BE	GEUSENS, Polle (BEL)	Polle Geusens	102.06	02.392			
5				Alexander Borgmans	11	1:59.313	00.522	120.691	
	14	BE	BORGMAN, Alexander (BEL)	Alnimax Racing	102.50	02.914			
6				Tomas De Backer	9	1:59.335	00.022	120.669	
	97	BE	DE BACKER, Tomas (BEL)	Eddy de Backer	102.52	02.936			
7				Milan De Laet	12	1:59.842	00.507	120.158	
	22	BE	DE LAET, Milan (BEL)	EJ Automotive	102.96	03.443			
8				Autoclub Excelsior	6	2:00.228	00.386	119.772	
	95	BE	COEKELBERGS, Wim (BEL)	AZERTi	103.29	03.829			
9				Kenny Herremans	13	2:00.230	00.002	119.770	
	3	BE	HERREMANS, Kenny (BEL)	Garage Feyaerts	103.29	03.831			
10				Maxim De Witte	11	2:00.436	00.206	119.566	
	19	BE	DE WITTE, Maxim (BEL)	Alnimax Racing	103.47	04.037			
11				Royale Ecurie Azur	10	2:00.461	00.025	119.541	
	30	BE	VANSPRINGEL, Geoffrey (BEL)	Vanspringel Motorsport	103.49	04.062			
12				Junior Planckaert	12	2:00.870	00.409	119.136	
	11	BE	PLANCKAERT, Junior (BEL)	Team Longin	103.84	04.471			
13				Autoclub Excelsior	11	2:01.198	00.328	118.814	
	98	BE	HUART, Philippe (BEL)	Philippe Huart	104.12	04.799			
14				Ford Fiesta	11	2:01.790	00.592	118.236	
	34	DIV2	BAREWIJK, Stefan (NLD)	NXT Racing	104.63	05.391			
15				Ford Fiesta	11	2:01.867	00.077	118.162	
	65	DIV1	KOSTERMAN, Esmee (NLD)	NXTRacing KNAF	104.70	05.468			
16				Tom Feyaerts	11	2:02.192	00.325	117.847	
	4	BE	FEYAERTS, Tom (BEL)	Garage Feyaerts	104.98	05.793			
17				Ford Fiesta	14	2:02.287	00.095	117.756	
	80	DIV2	LAND, Johan (POL)	EJ Automotive	105.06	05.888			
18				Ford Fiesta	4	2:02.323	00.036	117.721	
	77	DIV2	OLEJNICZAK, Aleksander (POL)	ALU-MET MOTORSPORT	105.09	05.924			
19				Ford Fiesta	11	2:02.679	00.356	117.380	
	28	BE	VAN LOO, Johan (BEL)	Bart Loenders	105.40	06.280			
20				Ford Fiesta	8	2:03.140	00.461	116.940	
	84	DIV1	VAN DE CRAATS, Gianni (NLD)	NXT Racing	105.79	06.741			
21				Ford Fiesta	13	2:06.233	03.093	114.075	
	49	DIV1	GRINWIS, Lisette (NLD)	Bas Koeten Racing	108.45	09.834			
22				Ford Fiesta	13	2:07.964	01.731	112.532	
	86	DIV2	COX, Kristoff (BEL)	EJ Automotive	109.94	11.565			

CAR # 80 - DRIVE THROUGH PENALTY IN QUALIFYING - CROSSING WHITE LINE AT PIT EXIT

CAR # 29 - MUST RESPECT TRACK LIMITS IN T9

Issued:

Clerk of the Course:

Timekeeper:

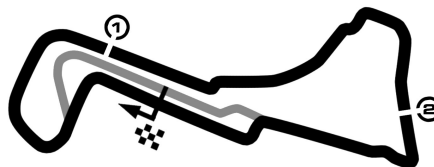
subject to final scrutineering

H. ESSERS Belgian Truck Grand Prix

Circuit Zolder, length 4000 m

10. - 12. September 2021

Ford Fiesta Sprint Cup NL B



Result free practice 2, 11.09.2021

-Reg.No.: C-Z-BTGP-SUP-028

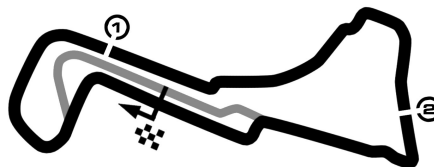
Rk	Gr	Entrant	License	Car	laps	Besttime				
No.	Cl	Driver	License	Team	%	GAP	DIV	km/h		
BE										
1		Royale Ecurie Azur		Ford Fiesta	9	1:58.122		121.908		
29	BE	VANSPRINGEL, Nathan (BEL)		Vanspringel Motorsport						
2		Polle Geusens		Ford Fiesta	14	1:58.791	+00.669	121.221		
90	BE	GEUSENS, Polle (BEL)		Polle Geusens		00.669				
3		Alexander Borgmans		Ford Fiesta	11	1:59.313	+00.522	120.691		
14	BE	BORGMANS, Alexander (BEL)		Alnimax Racing		01.191				
4		Tomas De Backer		Ford Fiesta	9	1:59.335	+00.022	120.669		
97	BE	DE BACKER, Tomas (BEL)		Eddy de Backer		01.213				
5		Milan De Laet		Ford Fiesta	12	1:59.842	+00.507	120.158		
22	BE	DE LAET, Milan (BEL)		EJ Automotive		01.720				
6		Autoclub Excelsior		Ford Fiesta	6	2:00.228	+00.386	119.772		
95	BE	COEKELBERGS, Wim (BEL)		AZERTi		02.106				
7		Kenny Herremans		Ford Fiesta	13	2:00.230	+00.002	119.770		
3	BE	HERREMANS, Kenny (BEL)		Garage Feyaerts		02.108				
8		Maxim De Witte		Ford Fiesta	11	2:00.436	+00.206	119.566		
19	BE	DE WITTE, Maxim (BEL)		Alnimax Racing		02.314				
9		Royale Ecurie Azur		Ford Fiesta	10	2:00.461	+00.025	119.541		
30	BE	VANSPRINGEL, Geoffrey (BEL)		Vanspringel Motorsport		02.339				
10		Junior Planckaert		Ford Fiesta	12	2:00.870	+00.409	119.136		
11	BE	PLANCKAERT, Junior (BEL)		Team Longin		02.748				
11		Autoclub Excelsior		Ford Fiesta	11	2:01.198	+00.328	118.814		
98	BE	HUART, Philippe (BEL)		Philippe Huart		03.076				
12		Tom Feyaerts		Ford Fiesta	11	2:02.192	+00.994	117.847		
4	BE	FEYAERTS, Tom (BEL)		Garage Feyaerts		04.070				
13				Ford Fiesta	11	2:02.679	+00.487	117.380		
28	BE	VAN LOO, Johan (BEL)		Bart Loenders		04.557				

H. ESSERS Belgian Truck Grand Prix

Circuit Zolder, length 4000 m

10. - 12. September 2021

Ford Fiesta Sprint Cup NL B



Result free practice 2, 11.09.2021

-Reg.No.: C-Z-BTGP-SUP-028

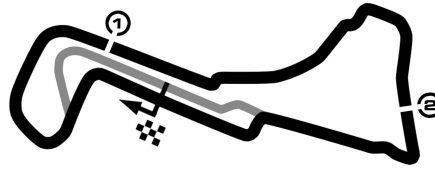
Rk	No.	Gr	Entrant	License	Car	laps	Besttime			
		Cl	Driver	License	Team	%	GAP	DIV	km/h	
DIV1										
1					Ford Fiesta	9	1:56.399		123.712	
	33	DIV1	WIERZBICKI, Nikodem (POL)		EJ Automotive					
2					Ford Fiesta	11	2:01.867	+05.468	118.162	
	65	DIV1	KOSTERMAN, Esmee (NLD)		NXTRacing KNAF		05.468			
3					Ford Fiesta	8	2:03.140	+01.273	116.940	
	84	DIV1	VAN DE CRAATS, Gianni (NLD)		NXT Racing		06.741			
4					Ford Fiesta	13	2:06.233	+03.093	114.075	
	49	DIV1	GRINWIS, Lisette (NLD)		Bas Koeten Racing		09.834			

H. ESSERS Belgian Truck Grand Prix

Circuit Zolder, length 4000 m

10. - 12. September 2021

Ford Fiesta Sprint Cup NL B



Result free practice 2, 11.09.2021

-Reg.No.: C-Z-BTGP-SUP-028

Rk	No.	Gr	Entrant	License	Car	laps	Besttime			
		Cl	Driver	License	Team	%	GAP	DIV	km/h	
DIV2										
1					Ford Fiesta	13	1:57.995			122.039
	1	DIV2	DE WIT, Laurens (NLD)		Vakgarage pb Technova College Racing					
2					Ford Fiesta	11	2:01.790	+03.795		118.236
	34	DIV2	BAREWIJK, Stefan (NLD)		NXT Racing		03.795			
3					Ford Fiesta	14	2:02.287	+00.497		117.756
	80	DIV2	LAND, Johan (POL)		EJ Automotive		04.292			
4					Ford Fiesta	4	2:02.323	+00.036		117.721
	77	DIV2	OLEJNICZAK, Aleksander (POL)		ALU-MET MOTORSPORT		04.328			
5					Ford Fiesta	13	2:07.964	+05.641		112.532
	86	DIV2	COX, Kristoff (BEL)		EJ Automotive		09.969			

CAR # 80 - DRIVE THROUGH PENALTY IN QUALIFYING - CROSSING WHITE LINE AT PIT EXIT

CAR # 29 - MUST RESPECT TRACK LIMITS IN T9

Issued:	Clerk of the Course:	Timekeeper: 
---------	----------------------	---

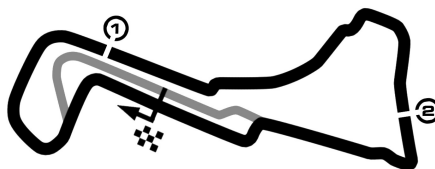
subject to final scrutineering

H. ESSERS Belgian Truck Grand Prix

Circuit Zolder, length 4000 m

10. - 12. September 2021

Ford Fiesta Sprint Cup NL B



Lap by Lap free practice 2, 11.09.2021

-Reg.No.: C-Z-BTGP-SUP-028

1 Laurens de Wit , Ford Fiesta DIV2 / NLD															
1	2:55.757	2	2:07.386	3	2:25.030	4	2:33.268	5	1:57.995	6	2:09.357	pit	2:19.341	8	3:26.199
9	2:04.900	10	2:03.840	11	2:04.996	12	2:05.039	pit	2:28.636						

3 Kenny Herremans , Ford Fiesta BE / BEL															
1	2:27.196	pit	2:07.838	3	4:16.194	4	2:05.502	5	2:00.230	6	2:09.422	7	2:09.140	8	2:07.495
9	2:04.497	10	2:02.155	11	2:05.374	12	2:05.053	pit	2:11.873						

4 Tom Feyaerts , Ford Fiesta BE / BEL															
1	2:38.186	2	2:03.223	pit	2:13.577	4	3:43.189	5	2:02.192	pit	2:31.382	7	6:40.739	8	2:12.542
9	2:10.888	10	2:13.548	11	2:12.093										

11 Junior Planckaert , Ford Fiesta BE / BEL															
1	2:28.587	2	2:00.870	pit	2:10.766	4	3:59.910	5	2:05.472	pit	2:44.910	7	5:24.329	8	2:08.356
9	2:11.985	10	2:08.849	11	2:07.759	12	2:07.042								

14 Alexander Borgmans , Ford Fiesta BE / BEL															
1	2:38.094	2	2:00.957	3	2:04.046	4	2:42.852	5	1:59.313	6	2:08.324	pit	2:23.931	8	8:28.134
9	2:12.420	10	2:12.074	11	2:09.216										

19 Maxim De Witte , Ford Fiesta BE / BEL															
1	2:36.837	2	2:00.980	3	2:00.573	4	2:44.559	5	2:00.436	pit	2:17.934	pit	4:03.375	8	6:47.430
9	2:10.515	10	2:09.440	11	2:06.094										

22 Milan De Laet , Ford Fiesta BE / BEL															
1	3:28.263	2	2:16.276	3	2:53.101	4	2:21.866	5	1:59.842	6	2:07.948	7	2:07.225	8	2:07.467
9	2:04.282	10	2:02.146	11	2:04.786	pit	2:22.482								

28 Johan Van Loo , Ford Fiesta BE / BEL															
1	3:04.570	2	2:03.057	3	2:25.715	4	2:35.874	5	2:02.679	6	2:14.932	7	2:12.431	8	2:11.870
9	2:08.926	10	2:05.110	pit	2:16.773										

29 Nathan Vanspringel , Ford Fiesta BE / BEL															
1	2:41.239	2	1:58.122	3	2:00.178	pit	2:54.521	5	2:42.207	pit	2:19.020	7	7:07.404	8	2:08.939
pit	2:24.179														

30 Geoffrey Vanspringel , Ford Fiesta BE / BEL															
1	2:55.020	2	2:00.461	3	10:43.321	4	2:16.982	5	2:11.732	6	2:09.452	7	2:08.892	8	2:10.430
9	2:09.410	pit	2:17.772												

33 Nikodem Wierzbicki , Ford Fiesta DIV1 / POL															
1	2:57.659	2	1:59.029	3	2:21.240	4	2:40.130	5	1:56.399	pit	2:20.578	7	5:21.033	8	2:12.777
pit	2:37.809														

34 Stefan Barewijk , Ford Fiesta DIV2 / NLD															
1	2:51.288	2	2:04.901	3	2:32.672	4	2:34.592	5	2:01.790	6	2:09.257	pit	2:25.701	8	2:44.372
9	2:10.214	10	2:09.512	pit	2:25.793										

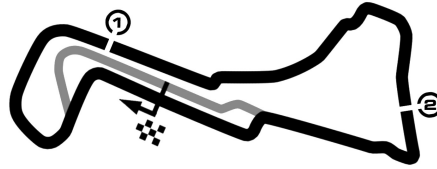
49 Lisette Grinwis , Ford Fiesta DIV1 / NLD															
1	3:09.951	2	2:07.689	3	2:27.159	4	2:31.208	5	2:06.233	6	2:14.461	7	2:15.932	8	2:13.005

H. ESSERS Belgian Truck Grand Prix

Circuit Zolder, length 4000 m

10. - 12. September 2021

Ford Fiesta Sprint Cup NL B



Lap by Lap free practice 2, 11.09.2021

-Reg.No.: C-Z-BTGP-SUP-028

9	2:12.653	10	2:10.069	11	2:13.345	12	2:10.799	13	2:10.626						
---	----------	----	----------	----	----------	----	----------	----	----------	--	--	--	--	--	--

65 Esmee Kosterman , Ford Fiesta DIV1 / NLD

1	2:57.515	2	2:05.500	3	2:17.461	4	2:39.646	5	2:01.867	pit	2:29.493	7	6:30.373	8	2:08.625
9	2:09.212	10	2:08.185	pit	2:17.190										

77 Aleksander Olejniczak , Ford Fiesta DIV2 / POL

pit	2:44.259	2	7:02.275	3	2:02.323	pit	2:37.396								
-----	----------	---	----------	---	-----------------	-----	----------	--	--	--	--	--	--	--	--

80 Johan Land , Ford Fiesta DIV2 / POL

1	2:44.556	2	2:02.287	3	2:13.449	4	2:50.127	5	2:03.386	6	2:16.237	7	2:10.612	8	2:13.453
9	2:08.230	10	2:05.406	11	2:08.977	12	2:08.217	13	2:06.763	14	2:04.246				

84 Gianni van de Craats , Ford Fiesta DIV1 / NLD

1	2:50.551	2	2:04.791	3	2:23.366	4	2:44.293	5	2:03.140	pit	2:26.204	7	5:56.239	pit	2:21.275
---	----------	---	----------	---	----------	---	----------	---	-----------------	-----	----------	---	----------	-----	----------

86 Kristoff Cox , Ford Fiesta DIV2 / BEL

1	2:55.212	2	2:13.461	3	2:32.819	4	2:33.490	5	2:07.964	pit	2:37.266	7	3:48.663	8	2:13.854
9	2:08.499	10	2:20.198	11	2:17.988	12	2:11.137	pit	2:25.819						

90 Polle Geusens , Ford Fiesta BE / BEL

1	3:19.862	2	1:58.904	3	2:24.500	4	2:29.543	5	1:58.791	6	2:06.646	7	2:08.273	8	2:06.992
9	2:04.659	10	2:02.826	11	2:01.707	12	2:04.390	13	2:03.510	14	2:03.553				

95 Wim Coekelbergs , Ford Fiesta BE / BEL

1	2:35.423	2	2:00.228	3	2:04.477	4	2:46.793	5	2:00.376	pit	2:19.598				
---	----------	---	-----------------	---	----------	---	----------	---	----------	-----	----------	--	--	--	--

97 Tomas De Backer , Ford Fiesta BE / BEL

1	2:39.892	2	2:10.579	3	2:07.697	4	2:45.581	5	1:59.335	6	12:47.419	7	2:10.546	8	2:08.222
9	2:06.267														

98 Philippe Huart , Ford Fiesta BE / BEL

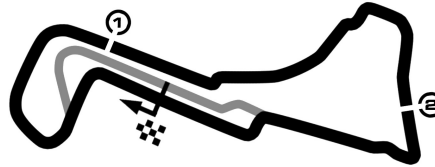
1	2:27.944	2	2:01.198	3	2:04.396	4	2:48.201	pit	2:10.424	pit	4:16.441	7	2:43.329	8	2:07.847
9	2:02.823	10	2:03.739	11	2:22.209										

H. ESSERS Belgian Truck Grand Prix

Circuit Zolder, length 4000 m

10. - 12. September 2021

Ford Fiesta Sprint Cup NL B



Lap Analysis free practice 2, 11.09.2021

-Reg.No.: C-Z-BTGP-SUP-028

1 Laurens de Wit (NLD) (Ford Fiesta)

Theoretische Bestzeit: 1:57.995

Lap	D	Time	S1	S2	S3	Lap	D	Time	S1	S2	S3
1	1	2:55.757		50.163	41.879	8	1	3:26.199	1:59.325	46.288	40.586
2	1	2:07.386	40.709	45.504	41.173	9	1	2:04.900	39.233	45.449	40.218
3	1	2:25.030	39.553	49.505	55.972	10	1	2:03.840	38.310	45.769	39.761
4	1	2:33.268	1:00.542	54.188	38.538	11	1	2:04.996	37.913	46.346	40.737
5	1	1:57.995	36.829	42.906	38.260	12	1	2:05.039	38.639	45.910	40.490
6	1	2:09.357	40.117	48.375	40.865	13	1	2:28.636	38.257	50.322	
7	1	2:19.341	41.158	47.345							

3 Kenny Herremans (BEL) (Ford Fiesta)

Theoretische Bestzeit: 1:59.384

Lap	D	Time	S1	S2	S3	Lap	D	Time	S1	S2	S3
1	1	2:27.196		48.021	39.380	8	1	2:07.495	39.527	47.746	40.222
2	1	2:07.838	37.688	43.625		9	1	2:04.497	39.076	45.691	39.730
3	1	4:16.194	2:13.811	1:07.910	54.473	10	1	2:02.155	38.273	44.904	38.978
4	1	2:05.502	43.615	43.342	38.545	11	1	2:05.374	38.830	46.287	40.257
5	1	2:00.230	37.497	44.126	38.607	12	1	2:05.053	38.124	46.606	40.323
6	1	2:09.422	39.968	48.445	41.009	13	1	2:11.873	37.962	45.608	
7	1	2:09.140	40.130	46.861	42.149						

4 Tom Feyaerts (BEL) (Ford Fiesta)

Theoretische Bestzeit: 1:59.961

Lap	D	Time	S1	S2	S3	Lap	D	Time	S1	S2	S3
1	1	2:38.186		50.374	43.023	7	1	6:40.739	5:09.056	49.983	41.700
2	1	2:03.223	39.281	44.698	39.244	8	1	2:12.542	42.556	48.721	41.265
3	1	2:13.577	37.478	43.876		9	1	2:10.888	40.845	48.509	41.534
4	1	3:43.189	2:19.335	45.056	38.798	10	1	2:13.548	41.331	50.213	42.004
5	1	2:02.192	38.729	44.856	38.607	11	1	2:12.093	41.846	48.311	41.936
6	1	2:31.382	43.096	51.430							

11 Junior Planckaert (BEL) (Ford Fiesta)

Theoretische Bestzeit: 1:58.998

Lap	D	Time	S1	S2	S3	Lap	D	Time	S1	S2	S3
1	1	2:28.587		49.829	39.147	7	1	5:24.329	3:55.983	48.189	40.157
2	1	2:00.870	37.682	43.610	39.578	8	1	2:08.356	41.037	47.088	40.231
3	1	2:10.766	37.298	42.553		9	1	2:11.985	40.769	50.229	40.987
4	1	3:59.910	2:33.778	46.422	39.710	10	1	2:08.849	40.127	48.089	40.633
5	1	2:05.472	40.832	45.483	39.157	11	1	2:07.759	39.884	47.155	40.720
6	1	2:44.910	50.329	57.382		12	1	2:07.042	39.827	47.052	40.163

14 Alexander Borgmans (BEL) (Ford Fiesta)

Theoretische Bestzeit: 1:59.046

Lap	D	Time	S1	S2	S3	Lap	D	Time	S1	S2	S3
1	1	2:38.094		50.059	40.981	7	1	2:23.931	41.349	50.837	
2	1	2:00.957	37.798	44.410	38.749	8	1	8:28.134	6:56.139	49.721	42.274
3	1	2:04.046	38.288	43.516	42.242	9	1	2:12.420	41.454	48.841	42.125
4	1	2:42.852	56.350	1:04.116	42.386	10	1	2:12.074	41.117	48.804	42.153
5	1	1:59.313	37.111	43.783	38.419	11	1	2:09.216	40.987	48.240	39.989
6	1	2:08.324	39.945	47.849	40.530						

19 Maxim De Witte (BEL) (Ford Fiesta)

Theoretische Bestzeit: 1:59.308

Lap	D	Time	S1	S2	S3	Lap	D	Time	S1	S2	S3
1	1	2:36.837		50.168	40.584	7	1	4:03.375	2:22.045	48.505	
2	1	2:00.980	37.695	44.193	39.092	8	1	6:47.430	5:16.998	49.348	41.084
3	1	2:00.573	36.916	43.300	40.357	9	1	2:10.515	40.505	48.178	41.832
4	1	2:44.559	57.065	1:05.180	42.314	10	1	2:09.440	40.726	47.494	41.220
5	1	2:00.436	37.247	43.973	39.216	11	1	2:06.094	39.349	45.453	41.292
6	1	2:17.934	41.520	46.392							

22 Milan De Laet (BEL) (Ford Fiesta)

Theoretische Bestzeit: 1:59.842

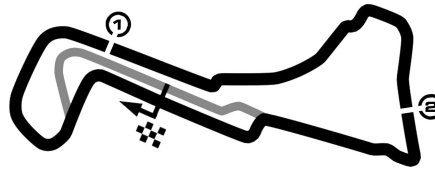
Lap	D	Time	S1	S2	S3	Lap	D	Time	S1	S2	S3
1	1	3:28.263		59.186	52.757	7	1	2:07.225	40.038	47.085	40.102
2	1	2:16.276	43.687	52.319	40.270	8	1	2:07.467	39.345	48.234	39.888
3	1	2:53.101	43.824	1:09.746	59.531	9	1	2:04.282	39.515	45.535	39.232
4	1	2:21.866	47.267	52.718	41.881	10	1	2:02.146	38.289	45.245	38.612

H. ESSERS Belgian Truck Grand Prix

Circuit Zolder, length 4000 m

10. - 12. September 2021

Ford Fiesta Sprint Cup NL B



Lap Analysis free practice 2, 11.09.2021

-Reg.No.: C-Z-BTGP-SUP-028

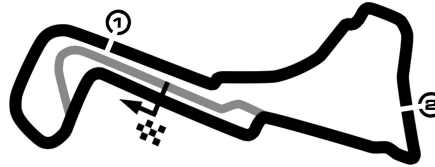
Lap	D	Time	S1	S2	S3	Lap	D	Time	S1	S2	S3
5	1	1:59.842	37.899	44.048	37.895	11	1	2:04.786	38.411	46.646	39.729
6	1	2:07.948	39.381	47.773	40.794	12	1	2:22.482	39.425	50.044	

H. ESSERS Belgian Truck Grand Prix

Circuit Zolder, length 4000 m

10. - 12. September 2021

Ford Fiesta Sprint Cup NL B



Lap Analysis free practice 2, 11.09.2021

-Reg.No.: C-Z-BTGP-SUP-028

28 Johan Van Loo (BEL) (Ford Fiesta)						Theoretische Bestzeit: 2:02.221					
Lap	D	Time	S1	S2	S3	Lap	D	Time	S1	S2	S3
1	1	3:04.570		54.685	42.365	7	1	2:12.431	42.453	48.622	41.356
2	1	2:03.057	38.493	45.101	39.463	8	1	2:11.870	41.397	49.963	40.510
3	1	2:25.715	40.262	49.069	56.384	9	1	2:08.926	40.541	48.383	40.002
4	1	2:35.874	1:02.888	53.492	39.494	10	1	2:05.110	39.519	46.071	39.520
5	1	2:02.679	38.212	44.546	39.921	11	1	2:16.773	39.155	47.864	
6	1	2:14.932	42.830	49.058	43.044						

29 Nathan Vanspringel (BEL) (Ford Fiesta)						Theoretische Bestzeit: 1:57.308					
Lap	D	Time	S1	S2	S3	Lap	D	Time	S1	S2	S3
1	1	2:41.239		44.806	38.391	6	1	2:19.020	39.671	48.880	
2	1	1:58.122	36.889	43.507	37.726	7	1	7:07.404	5:32.471	51.395	43.538
3	1	2:00.178	37.152	42.693	40.333	8	1	2:08.939	40.348	48.167	40.424
4	1	2:54.521	56.831	1:05.639		9	1	2:24.179	40.679	49.286	
5	1	2:42.207	1:20.458	43.378	38.371						

30 Geoffrey Vanspringel (BEL) (Ford Fiesta)						Theoretische Bestzeit: 2:00.461					
Lap	D	Time	S1	S2	S3	Lap	D	Time	S1	S2	S3
1	1	2:55.020		49.674	42.469	6	1	2:09.452	40.900	47.816	40.736
2	1	2:00.461	37.139	44.359	38.963	7	1	2:08.892	39.582	48.577	40.733
3	1	10:43.321	9:05.068	54.808	43.445	8	1	2:10.430	40.268	47.885	42.277
4	1	2:16.982	45.875	49.691	41.416	9	1	2:09.410	40.713	47.876	40.821
5	1	2:11.732	41.918	48.535	41.279	10	1	2:17.772	39.115	46.828	

33 Nikodem Wierzbicki (POL) (Ford Fiesta)						Theoretische Bestzeit: 1:56.395					
Lap	D	Time	S1	S2	S3	Lap	D	Time	S1	S2	S3
1	1	2:57.659		50.033	41.822	6	1	2:20.578	43.044	47.559	
2	1	1:59.029	38.128	43.159	37.742	7	1	5:21.033	3:48.888	49.026	43.119
3	1	2:21.240	37.144	42.549	1:01.547	8	1	2:12.777	41.744	48.118	42.915
4	1	2:40.130	1:03.675	58.008	38.447	9	1	2:37.809	47.382	52.794	
5	1	1:56.399	36.289	42.553	37.557						

34 Stefan Barewijk (NLD) (Ford Fiesta)						Theoretische Bestzeit: 2:01.790					
Lap	D	Time	S1	S2	S3	Lap	D	Time	S1	S2	S3
1	1	2:51.288		50.568	40.979	7	1	2:25.701	42.066	50.005	
2	1	2:04.901	39.803	45.401	39.697	8	1	2:44.372	1:11.337	51.508	41.527
3	1	2:32.672	38.836	58.977	54.859	9	1	2:10.214	41.185	48.081	40.948
4	1	2:34.592	1:00.726	54.324	39.542	10	1	2:09.512	40.896	47.854	40.762
5	1	2:01.790	37.871	44.988	38.931	11	1	2:25.793	41.692	50.436	
6	1	2:09.257	40.566	48.042	40.649						

49 Lisette Grinwis (NLD) (Ford Fiesta)						Theoretische Bestzeit: 2:05.461					
Lap	D	Time	S1	S2	S3	Lap	D	Time	S1	S2	S3
1	1	3:09.951		54.056	42.808	8	1	2:13.005	42.036	49.006	41.963
2	1	2:07.689	40.377	46.643	40.669	9	1	2:12.653	41.968	48.503	42.182
3	1	2:27.159	39.479	55.279	52.401	10	1	2:10.069	41.367	47.414	41.288
4	1	2:31.208	57.684	53.358	40.166	11	1	2:13.345	41.579	49.531	42.235
5	1	2:06.233	40.116	45.816	40.301	12	1	2:10.799	40.691	48.110	41.998
6	1	2:14.461	41.315	49.897	43.249	13	1	2:10.626	41.126	47.740	41.760
7	1	2:15.932	42.555	50.607	42.770						

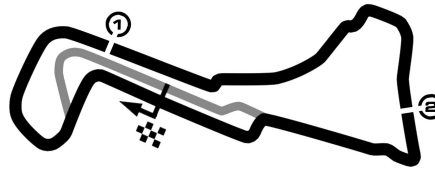
65 Esmee Kosterman (NLD) (Ford Fiesta)						Theoretische Bestzeit: 2:00.448					
Lap	D	Time	S1	S2	S3	Lap	D	Time	S1	S2	S3
1	1	2:57.515		50.067	42.097	7	1	6:30.373	4:58.781	49.955	41.637
2	1	2:05.500	41.175	44.741	39.584	8	1	2:08.625	41.218	47.362	40.045
3	1	2:17.461	38.474	43.233	55.754	9	1	2:09.212	40.869	47.814	40.529
4	1	2:39.646	1:03.137	57.457	39.052	10	1	2:08.185	39.851	47.621	40.713
5	1	2:01.867	38.826	44.300	38.741	11	1	2:17.190	39.472	46.628	
6	1	2:29.493	45.075	51.590							

H. ESSERS Belgian Truck Grand Prix

Circuit Zolder, length 4000 m

10. - 12. September 2021

Ford Fiesta Sprint Cup NL B



Lap Analysis free practice 2, 11.09.2021

-Reg.No.: C-Z-BTGP-SUP-028

77 Aleksander Olejniczak (POL) (Ford Fiesta)

Theoretische Bestzeit: 2:02.323

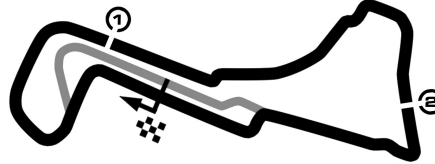
Lap	D	Time	S1	S2	S3	Lap	D	Time	S1	S2	S3
1	1	2:44.259		48.784		3	1	2:02.323	37.668	45.652	39.003
2	1	7:02.275	5:17.008	1:05.352	39.915	4	1	2:37.396	44.665	55.605	

H. ESSERS Belgian Truck Grand Prix

Circuit Zolder, length 4000 m

10. - 12. September 2021

Ford Fiesta Sprint Cup NL B



Lap Analysis free practice 2, 11.09.2021

-Reg.No.: C-Z-BTGP-SUP-028

80 Johan Land (POL) (Ford Fiesta)						Theoretische Bestzeit: 2:02.287					
Lap	D	Time	S1	S2	S3	Lap	D	Time	S1	S2	S3
1	1	2:44.556		52.587	40.740	8	1	2:13.453	41.375	48.436	43.642
2	1	2:02.287	38.327	45.155	38.805	9	1	2:08.230	40.427	46.769	41.034
3	1	2:13.449	38.395	45.824	49.230	10	1	2:05.406	39.707	45.639	40.060
4	1	2:50.127	1:02.912	1:07.494	39.721	11	1	2:08.977	39.347	48.661	40.969
5	1	2:03.386	38.580	45.759	39.047	12	1	2:08.217	39.369	47.889	40.959
6	1	2:16.237	45.134	50.065	41.038	13	1	2:06.763	39.402	46.724	40.637
7	1	2:10.612	40.996	47.866	41.750	14	1	2:04.246	38.624	45.640	39.982

84 Gianni van de Craats (NLD) (Ford Fiesta)						Theoretische Bestzeit: 2:02.313					
Lap	D	Time	S1	S2	S3	Lap	D	Time	S1	S2	S3
1	1	2:50.551		50.275	41.400	5	1	2:03.140	38.000	44.759	40.381
2	1	2:04.791	39.734	45.503	39.554	6	1	2:26.204	44.013	51.471	
3	1	2:23.366	39.512	46.642	57.212	7	1	5:56.239	4:23.069	50.270	42.900
4	1	2:44.293	1:03.563	1:01.064	39.666	8	1	2:21.275	42.057	48.852	

86 Kristoff Cox (BEL) (Ford Fiesta)						Theoretische Bestzeit: 2:06.301					
Lap	D	Time	S1	S2	S3	Lap	D	Time	S1	S2	S3
1	1	2:55.212				8	1	2:13.854	42.508	50.034	41.312
2	1	2:13.461	44.425	47.509	41.527	9	1	2:08.499	41.372	47.091	40.036
3	1	2:32.819	43.786	54.347	54.686	10	1	2:20.198	40.737	54.729	44.732
4	1	2:33.490	58.674	54.075	40.741	11	1	2:17.988	44.231	50.610	43.147
5	1	2:07.964	42.250	45.528	40.186	12	1	2:11.137	42.076	48.061	41.000
6	1	2:37.266	44.681	52.160		13	1	2:25.819	41.201	47.260	
7	1	3:48.663	2:14.682	51.788	42.193						

90 Polle Geusens (BEL) (Ford Fiesta)						Theoretische Bestzeit: 1:58.006					
Lap	D	Time	S1	S2	S3	Lap	D	Time	S1	S2	S3
1	1	3:19.862		45.361	38.970	8	1	2:06.992	39.595	46.474	40.923
2	1	1:58.904	36.968	43.850	38.086	9	1	2:04.659	39.136	46.246	39.277
3	1	2:24.500	38.671	53.609	52.220	10	1	2:02.826	38.582	45.320	38.924
4	1	2:29.543	57.754	53.448	38.341	11	1	2:01.707	37.894	44.916	38.897
5	1	1:58.791	36.746	43.174	38.871	12	1	2:04.390	38.793	45.870	39.727
6	1	2:06.646	39.925	47.055	39.666	13	1	2:03.510	37.937	45.848	39.725
7	1	2:08.273	39.842	47.083	41.348	14	1	2:03.553	38.355	45.286	39.912

95 Wim Coekelbergs (BEL) (Ford Fiesta)						Theoretische Bestzeit:					
Lap	D	Time	S1	S2	S3	Lap	D	Time	S1	S2	S3
1	1	2:35.423				4	1	2:46.793			
2	1	2:00.228				5	1	2:00.376			
3	1	2:04.477				6	1	2:19.598			

97 Tomas De Backer (BEL) (Ford Fiesta)						Theoretische Bestzeit: 1:57.646					
Lap	D	Time	S1	S2	S3	Lap	D	Time	S1	S2	S3
1	1	2:39.892		51.616	45.943	6	1	12:47.419	11:09	55.962	41.553
2	1	2:10.579	42.052	49.878	38.649	7	1	2:10.546	40.722	48.017	41.807
3	1	2:07.697	36.698	42.710	48.289	8	1	2:08.222	39.597	47.289	41.336
4	1	2:45.581	1:00.905	1:06.398	38.278	9	1	2:06.267	38.741	45.895	41.631
5	1	1:59.335	36.658	43.843	38.834						

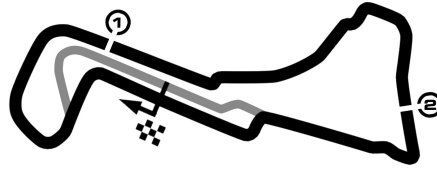
98 Philippe Huart (BEL) (Ford Fiesta)						Theoretische Bestzeit: 1:58.999					
Lap	D	Time	S1	S2	S3	Lap	D	Time	S1	S2	S3
1	1	2:27.944		49.544	39.478	7	1	2:43.329	1:14.153	47.806	41.370
2	1	2:01.198	37.557	43.735	39.906	8	1	2:07.847	40.336	47.881	39.630
3	1	2:04.396	36.721	43.156	44.519	9	1	2:02.823	38.654	44.777	39.392
4	1	2:48.201	1:00.608	1:04.988	42.605	10	1	2:03.739	38.139	46.047	39.553
5	1	2:10.424	37.095	42.886		11	1	2:22.209	38.771	46.772	
6	1	4:16.441	2:25.712	48.696							

H. ESSERS Belgian Truck Grand Prix

Circuit Zolder, length 4000 m

10. - 12. September 2021

Ford Fiesta Sprint Cup NL B



Best Sector Times free practice 2

-Reg.No.: C-Z-BTGP-SUP-028

Pos.	sector 1			sector 2			sector 3			theoretical and best lap time				
	No	Driver	Time	No	Driver	Time	No	Driver	Time	No	Driver	theoretical	Best	Pos
1	33	Wierzbicki N.	36.289	33	Wierzbicki N.	42.549	33	Wierzbicki N.	37.557	33	Wierzbicki N.	1:56.395	1:56.399	1
2	97	De Backer T.	36.658	11	Planckaert J.	42.553	29	Vanspringel N.	37.726	29	Vanspringel N.	1:57.308	1:58.122	3
3	98	Huart P.	36.721	29	Vanspringel N.	42.693	22	De Laet M.	37.895	97	De Backer T.	1:57.646	1:59.335	6
4	90	Geusens P.	36.746	97	De Backer T.	42.710	90	Geusens P.	38.086	1	de Wit L.	1:57.995	1:57.995	2
5	1	de Wit L.	36.829	98	Huart P.	42.886	1	de Wit L.	38.260	90	Geusens P.	1:58.006	1:58.791	4
6	29	Vanspringel N.	36.889	1	de Wit L.	42.906	97	De Backer T.	38.278	11	Planckaert J.	1:58.998	2:00.870	12
7	19	De Witte M.	36.916	90	Geusens P.	43.174	14	Borgmans A.	38.419	98	Huart P.	1:58.999	2:01.198	13
8	14	Borgmans A.	37.111	65	Kosterman E.	43.233	3	Herremans K.	38.545	14	Borgmans A.	1:59.046	1:59.313	5
9	30	Vanspringel G.	37.139	19	De Witte M.	43.300	4	Feyaerts T.	38.607	19	De Witte M.	1:59.308	2:00.436	10
10	11	Planckaert J.	37.298	3	Herremans K.	43.342	65	Kosterman E.	38.741	3	Herremans K.	1:59.384	2:00.230	9
11	4	Feyaerts T.	37.478	14	Borgmans A.	43.516	80	Land J.	38.805	22	De Laet M.	1:59.842	1:59.842	7
12	3	Herremans K.	37.497	4	Feyaerts T.	43.876	34	Barewijk S.	38.931	4	Feyaerts T.	1:59.961	2:02.192	16
13	77	Olejniczak A.	37.668	22	De Laet M.	44.048	30	Vanspringel G.	38.963	65	Kosterman E.	2:00.448	2:01.867	15
14	34	Barewijk S.	37.871	30	Vanspringel G.	44.359	77	Olejniczak A.	39.003	30	Vanspringel G.	2:00.461	2:00.461	11
15	22	De Laet M.	37.899	28	Van Loo J.	44.546	19	De Witte M.	39.092	34	Barewijk S.	2:01.790	2:01.790	14
16	84	van de Craats G.	38.000	84	van de Craats G.	44.759	11	Planckaert J.	39.147	28	Van Loo J.	2:02.221	2:02.679	19
17	28	Van Loo J.	38.212	34	Barewijk S.	44.988	98	Huart P.	39.392	80	Land J.	2:02.287	2:02.287	17
18	80	Land J.	38.327	80	Land J.	45.155	28	Van Loo J.	39.463	84	van de Craats G.	2:02.313	2:03.140	20
19	65	Kosterman E.	38.474	86	Cox K.	45.528	84	van de Craats G.	39.554	77	Olejniczak A.	2:02.323	2:02.323	18
20	49	Grinwis L.	39.479	77	Olejniczak A.	45.652	86	Cox K.	40.036	49	Grinwis L.	2:05.461	2:06.233	21
21	86	Cox K.	40.737	49	Grinwis L.	45.816	49	Grinwis L.	40.166	86	Cox K.	2:06.301	2:07.964	22
22	95	Coekelbergs W.	00.000	95	Coekelbergs W.	00.000	95	Coekelbergs W.	00.000	95	Coekelbergs W.	00.000	2:00.228	8