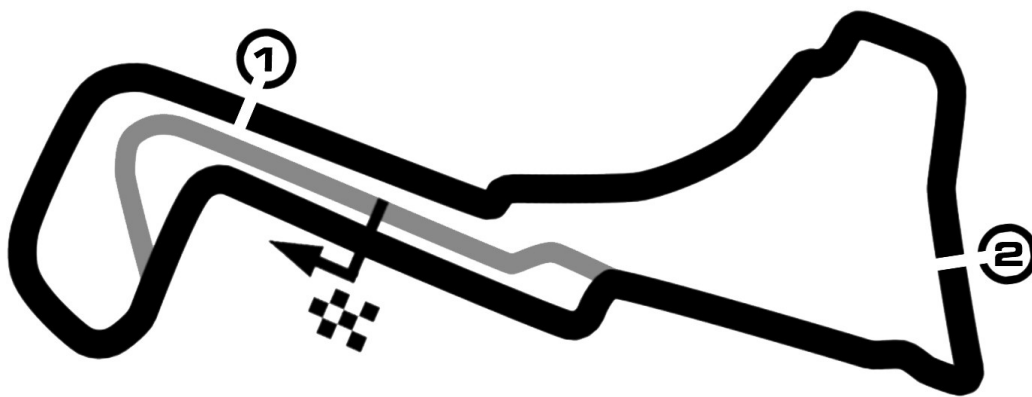


**H. ESSERS Belgian Truck Grand Prix**  
qualifying



**Circuit Zolder 4000 m**

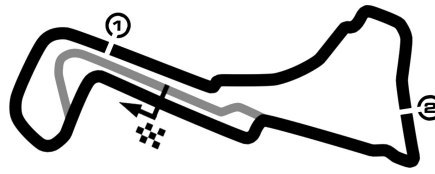
**10. - 12. September 2021**

# H. ESSERS Belgian Truck Grand Prix

Circuit Zolder, length 4000 m

10. - 12. September 2021

Ford Fiesta Sprint Cup NL B



## Result qualifying, 11.09.2021

-Reg.No.: C-Z-BTGP-SUP-028

Rk	Gr	Entrant	License	Car	laps	Besttime			
No.	Cl	Driver	License	Team	%	GAP	DIV	km/h	
1				Ford Fiesta	9	<b>2:02.943</b>		117.127	
	33	DIV1	WIERZBICKI, Nikodem (POL)	EJ Automotive	100.00				
2				Ford Fiesta	9	<b>2:03.302</b>	00.359	116.786	
	1	DIV2	DE WIT, Laurens (NLD)	Vakgarage pb Technova College Racing	100.29	00.359			
3				Ford Fiesta	9	<b>2:04.030</b>	00.728	116.101	
	98	BE	HUART, Philippe (BEL)	Philippe Huart	100.88	01.087			
4				Ford Fiesta	9	<b>2:04.248</b>	00.218	115.897	
	3	BE	HERREMANS, Kenny (BEL)	Garage Feyaerts	101.06	01.305			
5				Ford Fiesta	8	<b>2:04.303</b>	00.055	115.846	
	22	BE	DE LAET, Milan (BEL)	EJ Automotive	101.11	01.360			
6				Ford Fiesta	8	<b>2:04.358</b>	00.055	115.795	
	29	BE	VANSPRINGEL, Nathan (BEL)	Vanspringel Motorsport	101.15	01.415			
7				Ford Fiesta	9	<b>2:04.605</b>	00.247	115.565	
	11	BE	PLANCKAERT, Junior (BEL)	Team Longin	101.35	01.662			
8				Ford Fiesta	9	<b>2:04.667</b>	00.062	115.508	
	19	BE	DE WITTE, Maxim (BEL)	Alnimax Racing	101.40	01.724			
9				Ford Fiesta	9	<b>2:04.780</b>	00.113	115.403	
	97	BE	DE BACKER, Tomas (BEL)	Eddy de Backer	101.49	01.837			
10				Ford Fiesta	8	<b>2:04.978</b>	00.198	115.220	
	90	BE	GEUSENS, Polle (BEL)	Polle Geusens	101.66	02.035			
11				Ford Fiesta	9	<b>2:05.684</b>	00.706	114.573	
	77	DIV2	OLEJNICZAK, Aleksander (POL)	ALU-MET MOTORSPORT	102.23	02.741			
12				Ford Fiesta	9	<b>2:05.800</b>	00.116	114.467	
	30	BE	VANSPRINGEL, Geoffrey (BEL)	Vanspringel Motorsport	102.32	02.857			
13				Ford Fiesta	9	<b>2:06.164</b>	00.364	114.137	
	34	DIV2	BAREWIJK, Stefan (NLD)	NXT Racing	102.62	03.221			
14				Ford Fiesta	9	<b>2:07.018</b>	00.854	113.370	
	14	BE	BORGMANS, Alexander (BEL)	Alnimax Racing	103.31	04.075			
15				Ford Fiesta	8	<b>2:07.080</b>	00.062	113.314	
	65	DIV1	KOSTERMAN, Esmee (NLD)	NXTRacing KNAF	103.36	04.137			
16				Ford Fiesta	9	<b>2:07.757</b>	00.677	112.714	
	4	BE	FEYAERTS, Tom (BEL)	Garage Feyaerts	103.92	04.814			
17				Ford Fiesta	7	<b>2:08.109</b>	00.352	112.404	
	84	DIV1	VAN DE CRAATS, Gianni (NLD)	NXT Racing	104.20	05.166			
18				Ford Fiesta	9	<b>2:08.178</b>	00.069	112.344	
	86	DIV2	COX, Kristoff (BEL)	EJ Automotive	104.26	05.235			
19				Ford Fiesta	9	<b>2:08.707</b>	00.529	111.882	
	49	DIV1	GRINWIS, Lisette (NLD)	Bas Koeten Racing	104.69	05.764			
20				Ford Fiesta	6	<b>2:09.223</b>	00.516	111.435	
	95	BE	COEKELBERGS, Wim (BEL)	AZERTi	105.11	06.280			
21				Ford Fiesta	8	<b>2:10.009</b>	00.786	110.762	
	80	DIV2	LAND, Johan (POL)	EJ Automotive	105.75	07.066			
22				Ford Fiesta	2	<b>2:17.395</b>	07.386	104.807	
	28	BE	VAN LOO, Johan (BEL)	Bart Loenders	111.76	14.452			

Mindestrunden: 2

CAR # 33 - CANCELLATION OF LAP 3 & 8 - TRACK LIMITS | CAR # 30 - CANCELLATION OF LAP 6 - TRACK LIMITS

CAR # 34 - CANCELLATION OF LAP 6 & 9 - TRACK LIMITS

Issued:

Clerk of the Course:

Timekeeper:

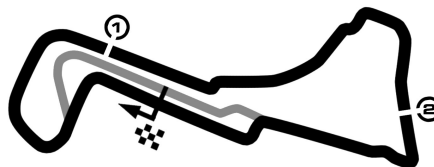
subject to final scrutineering

# H. ESSERS Belgian Truck Grand Prix

Circuit Zolder, length 4000 m

10. - 12. September 2021

Ford Fiesta Sprint Cup NL B



## Result qualifying, 11.09.2021

-Reg.No.: C-Z-BTGP-SUP-028

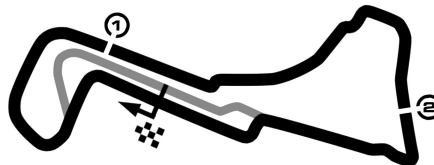
Rk	Gr	Entrant	License	Car	laps	Besttime				
No.	Cl	Driver	License	Team	%	GAP	DIV	km/h		
BE										
1		Autoclub Excelsior		Ford Fiesta	9	<b>2:04.030</b>		116.101		
	98	BE <b>HUART, Philippe (BEL)</b>		Philippe Huart						
2		Kenny Herremans		Ford Fiesta	9	<b>2:04.248</b>	+00.218	115.897		
	3	BE <b>HERREMANS, Kenny (BEL)</b>		Garage Feyaerts		00.218				
3		Milan De Laet		Ford Fiesta	8	<b>2:04.303</b>	+00.055	115.846		
	22	BE <b>DE LAET, Milan (BEL)</b>		EJ Automotive		00.273				
4		Royale Ecurie Azur		Ford Fiesta	8	<b>2:04.358</b>	+00.055	115.795		
	29	BE <b>VANSPRINGEL, Nathan (BEL)</b>		Vanspringel Motorsport		00.328				
5		Junior Planckaert		Ford Fiesta	9	<b>2:04.605</b>	+00.247	115.565		
	11	BE <b>PLANCKAERT, Junior (BEL)</b>		Team Longin		00.575				
6		Maxim De Witte		Ford Fiesta	9	<b>2:04.667</b>	+00.062	115.508		
	19	BE <b>DE WITTE, Maxim (BEL)</b>		Alnimax Racing		00.637				
7		Tomas De Backer		Ford Fiesta	9	<b>2:04.780</b>	+00.113	115.403		
	97	BE <b>DE BACKER, Tomas (BEL)</b>		Eddy de Backer		00.750				
8		Polle Geusens		Ford Fiesta	8	<b>2:04.978</b>	+00.198	115.220		
	90	BE <b>GEUSENS, Polle (BEL)</b>		Polle Geusens		00.948				
9		Royale Ecurie Azur		Ford Fiesta	9	<b>2:05.800</b>	+00.822	114.467		
	30	BE <b>VANSPRINGEL, Geoffrey (BEL)</b>		Vanspringel Motorsport		01.770				
10		Alexander Borgmans		Ford Fiesta	9	<b>2:07.018</b>	+01.218	113.370		
	14	BE <b>BORGMAN, Alexander (BEL)</b>		Alnimax Racing		02.988				
11		Tom Feyaerts		Ford Fiesta	9	<b>2:07.757</b>	+00.739	112.714		
	4	BE <b>FEYAERTS, Tom (BEL)</b>		Garage Feyaerts		03.727				
12		Autoclub Excelsior		Ford Fiesta	6	<b>2:09.223</b>	+01.466	111.435		
	95	BE <b>COEKELBERGS, Wim (BEL)</b>		AZERTi		05.193				
13				Ford Fiesta	2	<b>2:17.395</b>	+08.172	104.807		
	28	BE <b>VAN LOO, Johan (BEL)</b>		Bart Loenders		13.365				

# H. ESSERS Belgian Truck Grand Prix

Circuit Zolder, length 4000 m

10. - 12. September 2021

Ford Fiesta Sprint Cup NL B



## Result qualifying, 11.09.2021

-Reg.No.: C-Z-BTGP-SUP-028

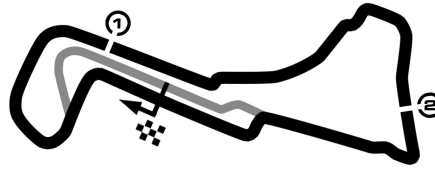
Rk	No.	Gr	Entrant	License	Car	laps	Besttime			
		Cl	Driver	License	Team	%	GAP	DIV	km/h	
DIV1										
1					Ford Fiesta	9	<b>2:02.943</b>			117.127
	<b>33</b>	DIV1	<b>WIERZBICKI, Nikodem (POL)</b>		EJ Automotive					
2					Ford Fiesta	8	<b>2:07.080</b>	+04.137		113.314
	<b>65</b>	DIV1	<b>KOSTERMAN, Esmee (NLD)</b>		NXTRacing KNAF		04.137			
3					Ford Fiesta	7	<b>2:08.109</b>	+01.029		112.404
	<b>84</b>	DIV1	<b>VAN DE CRAATS, Gianni (NLD)</b>		NXT Racing		05.166			
4					Ford Fiesta	9	<b>2:08.707</b>	+00.598		111.882
	<b>49</b>	DIV1	<b>GRINWIS, Lisette (NLD)</b>		Bas Koeten Racing		05.764			

# H. ESSERS Belgian Truck Grand Prix

Circuit Zolder, length 4000 m

10. - 12. September 2021

Ford Fiesta Sprint Cup NL B



## Result qualifying, 11.09.2021

-Reg.No.: C-Z-BTGP-SUP-028

Rk	No.	Gr	Entrant	License	Car	laps	Besttime			
		Cl	Driver	License	Team	%	GAP	DIV	km/h	
DIV2										
1					Ford Fiesta	9	<b>2:03.302</b>			116.786
	1	DIV2	<b>DE WIT, Laurens (NLD)</b>		Vakgarage pb Technova College Racing					
2					Ford Fiesta	9	<b>2:05.684</b>	+02.382		114.573
	77	DIV2	<b>OLEJNICZAK, Aleksander (POL)</b>		ALU-MET MOTORSPORT		02.382			
3					Ford Fiesta	9	<b>2:06.164</b>	+00.480		114.137
	34	DIV2	<b>BAREWIJK, Stefan (NLD)</b>		NXT Racing		02.862			
4					Ford Fiesta	9	<b>2:08.178</b>	+02.014		112.344
	86	DIV2	<b>COX, Kristoff (BEL)</b>		EJ Automotive		04.876			
5					Ford Fiesta	8	<b>2:10.009</b>	+01.831		110.762
	80	DIV2	<b>LAND, Johan (POL)</b>		EJ Automotive		06.707			

Mindestrunden: 2

CAR # 33 - CANCELLATION OF LAP 3 & 8 - TRACK LIMITS | CAR # 30 - CANCELLATION OF LAP 6 - TRACK LIMITS

CAR # 34 - CANCELLATION OF LAP 6 & 9 - TRACK LIMITS

Issued: \_\_\_\_\_ Clerk of the Course: \_\_\_\_\_ Timekeeper: *S. Schlermann*

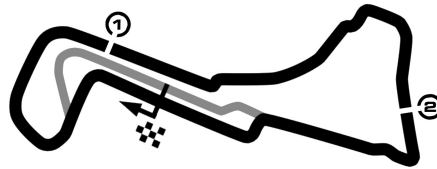
subject to final scrutineering

# H. ESSERS Belgian Truck Grand Prix

Circuit Zolder, length 4000 m

10. - 12. September 2021

Ford Fiesta Sprint Cup NL B



## Lap by Lap qualifying, 11.09.2021

-Reg.No.: C-Z-BTGP-SUP-028

1 Laurens de Wit , Ford Fiesta DIV2 / NLD															
1	2:48.235	2	2:05.134	pit	2:13.384	4	3:32.058	5	2:13.393	6	2:04.879	7	2:39.729	8	2:21.664
9	<b>2:03.302</b>														

3 Kenny Herremans , Ford Fiesta BE / BEL															
1	2:38.352	2	2:05.773	3	2:05.264	pit	2:11.588	5	3:44.899	6	2:08.274	7	2:37.229	8	2:24.652
9	<b>2:04.248</b>														

4 Tom Feyaerts , Ford Fiesta BE / BEL															
1	2:58.663	2	2:11.420	3	2:10.501	4	2:09.451	5	2:09.506	6	2:09.061	7	<b>2:07.757</b>	8	2:54.748
9	2:10.754														

11 Junior Planckaert , Ford Fiesta BE / BEL															
1	3:41.079	2	2:06.315	3	2:05.957	4	2:05.418	5	2:05.700	6	2:07.774	7	2:14.263	8	2:46.828
9	<b>2:04.605</b>														

14 Alexander Borgmans , Ford Fiesta BE / BEL															
1	2:51.246	2	2:09.207	3	2:08.332	4	2:07.627	5	2:08.294	6	2:07.409	7	<b>2:07.018</b>	8	2:47.419
9	2:10.715														

19 Maxim De Witte , Ford Fiesta BE / BEL															
1	2:44.316	2	2:09.941	3	2:09.793	4	2:08.487	5	2:07.049	6	2:05.086	7	<b>2:04.667</b>	8	2:40.901
9	2:09.623														

22 Milan De Laet , Ford Fiesta BE / BEL															
1	2:25.516	2	<b>2:04.303</b>	3	2:05.504	pit	2:14.912	5	4:50.460	6	2:06.636	7	2:51.457	8	2:06.392

28 Johan Van Loo , Ford Fiesta BE / BEL															
1	2:40.669	2	<b>2:17.395</b>												

29 Nathan Vanspringel , Ford Fiesta BE / BEL															
1	2:49.100	2	2:06.046	pit	2:14.705	4	5:35.132	5	2:07.367	6	2:37.779	7	2:24.171	8	<b>2:04.358</b>

30 Geoffrey Vanspringel , Ford Fiesta BE / BEL															
1	2:52.887	2	2:08.127	3	2:08.952	4	2:06.720	5	2:07.361	6	<b>2:07.313</b>	7	<b>2:05.800</b>	8	2:34.166
9	2:11.790														

33 Nikodem Wierzbicki , Ford Fiesta DIV1 / POL															
1	2:27.988	2	2:04.964	3	2:03.985	4	2:05.082	pit	2:13.450	6	3:51.561	7	2:38.958	8	2:27.252
9	<b>2:02.943</b>														

34 Stefan Barewijk , Ford Fiesta DIV2 / NLD															
1	2:55.852	2	2:08.225	3	2:07.130	4	<b>2:06.164</b>	5	2:07.362	6	2:05.639	pit	2:13.262	8	4:05.797
9	2:09.644														

49 Lisette Grinwis , Ford Fiesta DIV1 / NLD															
1	3:20.647	2	2:11.576	3	2:09.617	4	2:10.873	5	2:10.277	6	2:13.195	7	2:15.375	8	2:44.918
9	<b>2:08.707</b>														

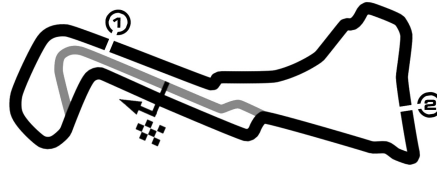
65 Esmee Kosterman , Ford Fiesta DIV1 / NLD															
1	2:52.105	2	2:09.670	3	2:07.570	4	2:13.049	5	<b>2:07.080</b>	6	2:07.919	pit	2:21.307	8	4:40.469

# H. ESSERS Belgian Truck Grand Prix

Circuit Zolder, length 4000 m

10. - 12. September 2021

Ford Fiesta Sprint Cup NL B



## Lap by Lap qualifying, 11.09.2021

-Reg.No.: C-Z-BTGP-SUP-028

<b>77 Aleksander Olejniczak , Ford Fiesta DIV2 / POL</b>															
1	2:43.315	2	2:07.388	3	2:05.871	4	2:06.531	5	2:05.946	6	<b>2:05.684</b>	7	2:05.715	8	2:43.665
9	2:12.417														

<b>80 Johan Land , Ford Fiesta DIV2 / POL</b>															
pit	2:50.546	2	2:29.860	3	2:10.084	4	2:11.090	pit	2:18.742	6	3:44.091	7	2:51.622	8	<b>2:10.009</b>

<b>84 Gianni van de Craats , Ford Fiesta DIV1 / NLD</b>															
1	3:00.984	2	2:11.144	pit	3:09.943	4	4:47.837	5	<b>2:08.109</b>	6	2:44.388	7	2:22.858		

<b>86 Kristoff Cox , Ford Fiesta DIV2 / BEL</b>															
1	2:44.052	2	2:13.843	3	2:15.795	4	2:11.895	5	2:10.324	6	2:09.436	7	<b>2:08.178</b>	8	2:53.217
9	2:09.744														

<b>90 Polle Geusens , Ford Fiesta BE / BEL</b>															
1	3:31.078	2	2:08.239	3	2:06.969	4	2:07.836	5	2:06.543	6	2:05.464	7	4:46.698	8	<b>2:04.978</b>

<b>95 Wim Coekelbergs , Ford Fiesta BE / BEL</b>															
1	2:54.169	2	<b>2:09.223</b>	pit	2:28.908	4	8:17.670	5	2:51.890	6	2:12.318				

<b>97 Tomas De Backer , Ford Fiesta BE / BEL</b>															
1	2:34.302	2	2:06.121	3	<b>2:04.780</b>	4	2:07.328	5	2:14.223	pit	2:12.497	7	4:22.856	8	2:20.186
pit	2:13.405														

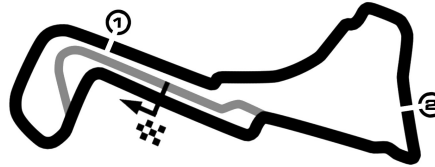
<b>98 Philippe Huart , Ford Fiesta BE / BEL</b>															
1	2:37.293	2	<b>2:04.030</b>	3	2:04.401	4	2:05.762	5	2:11.235	6	2:04.712	7	2:06.834	8	2:31.229
9	2:18.506														

# H. ESSERS Belgian Truck Grand Prix

Circuit Zolder, length 4000 m

10. - 12. September 2021

Ford Fiesta Sprint Cup NL B



## Lap Analysis qualifying, 11.09.2021

-Reg.No.: C-Z-BTGP-SUP-028

### 1 Laurens de Wit (NLD) (Ford Fiesta)

Theoretische Bestzeit: 2:03.302

Lap	D	Time	S1	S2	S3	Lap	D	Time	S1	S2	S3
1	1	2:48.235		47.847	39.673	6	1	2:04.879	38.915	45.874	40.090
2	1	2:05.134	39.087	46.387	39.660	7	1	2:39.729	38.854	58.533	1:02.342
3	1	2:13.384	39.604	46.042		8	1	2:21.664	53.397	46.562	41.705
4	1	3:32.058	2:03.564	47.278	41.216	9	1	<b>2:03.302</b>	<b>38.596</b>	<b>45.197</b>	<b>39.509</b>
5	1	2:13.393	39.423	46.835	47.135						

### 3 Kenny Herremans (BEL) (Ford Fiesta)

Theoretische Bestzeit: 2:04.041

Lap	D	Time	S1	S2	S3	Lap	D	Time	S1	S2	S3
1	1	2:38.352		48.180	40.824	6	1	2:08.274	39.922	46.696	41.656
2	1	2:05.773	<b>39.047</b>	46.618	40.108	7	1	2:37.229	39.560	57.444	1:00.225
3	1	2:05.264	39.181	46.099	39.984	8	1	2:24.652	56.245	46.476	41.931
4	1	2:11.588	39.199	46.016		9	1	<b>2:04.248</b>	39.254	<b>45.579</b>	<b>39.415</b>
5	1	3:44.899	2:15.689	48.111	41.099						

### 4 Tom Feyaerts (BEL) (Ford Fiesta)

Theoretische Bestzeit: 2:07.757

Lap	D	Time	S1	S2	S3	Lap	D	Time	S1	S2	S3
1	1	2:58.663		56.133	41.664	6	1	2:09.061	40.997	47.034	41.030
2	1	2:11.420	40.869	48.970	41.581	7	1	<b>2:07.757</b>	<b>40.578</b>	<b>46.826</b>	<b>40.353</b>
3	1	2:10.501	40.927	48.773	40.801	8	1	2:54.748	53.649	1:16.154	44.945
4	1	2:09.451	41.419	47.359	40.673	9	1	2:10.754	40.815	49.368	40.571
5	1	2:09.506	41.284	47.540	40.682						

### 11 Junior Planckaert (BEL) (Ford Fiesta)

Theoretische Bestzeit: 2:04.561

Lap	D	Time	S1	S2	S3	Lap	D	Time	S1	S2	S3
1	1	3:41.079		53.029	41.840	6	1	2:07.774	39.677	48.085	40.012
2	1	2:06.315	40.404	46.139	39.772	7	1	2:14.263	39.337	46.112	48.814
3	1	2:05.957	39.826	46.297	39.834	8	1	2:46.828	1:00.379	1:06.863	39.586
4	1	2:05.418	39.596	46.228	39.594	9	1	<b>2:04.605</b>	39.314	<b>45.838</b>	<b>39.453</b>
5	1	2:05.700	<b>39.270</b>	46.306	40.124						

### 14 Alexander Borgmans (BEL) (Ford Fiesta)

Theoretische Bestzeit: 2:06.769

Lap	D	Time	S1	S2	S3	Lap	D	Time	S1	S2	S3
1	1	2:51.246		49.822	40.936	6	1	2:07.409	39.786	47.304	<b>40.319</b>
2	1	2:09.207	40.389	47.763	41.055	7	1	<b>2:07.018</b>	<b>39.613</b>	46.975	40.430
3	1	2:08.332	39.623	47.757	40.952	8	1	2:47.419	47.436	1:08.831	51.152
4	1	2:07.627	40.101	<b>46.837</b>	40.689	9	1	2:10.715	40.902	49.042	40.771
5	1	2:08.294	39.998	47.099	41.197						

### 19 Maxim De Witte (BEL) (Ford Fiesta)

Theoretische Bestzeit: 2:04.488

Lap	D	Time	S1	S2	S3	Lap	D	Time	S1	S2	S3
1	1	2:44.316		47.071	42.400	6	1	2:05.086	39.043	46.083	39.960
2	1	2:09.941	41.685	48.122	40.134	7	1	<b>2:04.667</b>	<b>38.823</b>	<b>46.004</b>	39.840
3	1	2:09.793	39.643	47.949	42.201	8	1	2:40.901	43.501	1:04.388	53.012
4	1	2:08.487	42.053	46.390	40.044	9	1	2:09.623	43.404	46.558	<b>39.661</b>
5	1	2:07.049	40.686	46.366	39.997						

### 22 Milan De Laet (BEL) (Ford Fiesta)

Theoretische Bestzeit: 2:03.813

Lap	D	Time	S1	S2	S3	Lap	D	Time	S1	S2	S3
1	1	2:25.516		46.853	39.609	5	1	4:50.460	3:22.177	47.377	40.906
2	1	<b>2:04.303</b>	38.815	46.070	<b>39.418</b>	6	1	2:06.636	39.301	46.691	40.644
3	1	2:05.504	<b>38.718</b>	<b>45.677</b>	41.109	7	1	2:51.457	53.286	1:08.485	49.686
4	1	2:14.912	39.372	46.017		8	1	2:06.392	39.220	46.247	40.925

### 28 Johan Van Loo (BEL) (Ford Fiesta)

Theoretische Bestzeit: 2:08.672

Lap	D	Time	S1	S2	S3	Lap	D	Time	S1	S2	S3
1	1	2:40.669		48.919	<b>41.071</b>	2	1	<b>2:17.395</b>	<b>40.607</b>	<b>46.994</b>	49.794

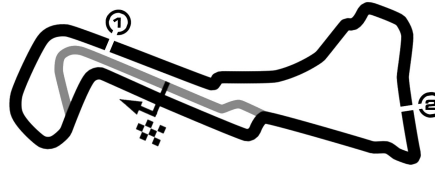


# H. ESSERS Belgian Truck Grand Prix

Circuit Zolder, length 4000 m

10. - 12. September 2021

Ford Fiesta Sprint Cup NL B



## Lap Analysis qualifying, 11.09.2021

-Reg.No.: C-Z-BTGP-SUP-028

**29 Nathan Vanspringel (BEL) (Ford Fiesta)**

**Theoretische Bestzeit: 2:04.322**

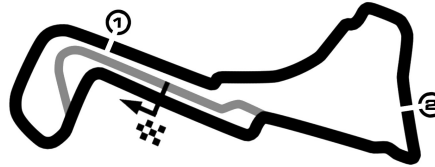
Lap	D	Time	S1	S2	S3	Lap	D	Time	S1	S2	S3
1	1	2:49.100		48.468	40.091	5	1	2:07.367	40.059	47.117	40.191
2	1	2:06.046	40.089	45.966	<b>39.991</b>	6	1	2:37.779	39.355	54.998	1:03.426
3	1	2:14.705	39.138	47.289		7	1	2:24.171	57.030	45.839	41.302
4	1	5:35.132	4:05.451	48.948	40.733	8	1	<b>2:04.358</b>	<b>38.935</b>	<b>45.396</b>	40.027

# H. ESSERS Belgian Truck Grand Prix

Circuit Zolder, length 4000 m

10. - 12. September 2021

Ford Fiesta Sprint Cup NL B



## Lap Analysis qualifying, 11.09.2021

-Reg.No.: C-Z-BTGP-SUP-028

30 Geoffrey Vanspringel (BEL) (Ford Fiesta)						Theoretische Bestzeit: 2:04.814					
Lap	D	Time	S1	S2	S3	Lap	D	Time	S1	S2	S3
1	1	2:52.887		49.264	42.175	6	1	2:07.313	<b>39.173</b>	46.866	
2	1	2:08.127	40.245	47.232	40.650	7	1	<b>2:05.800</b>	39.773	<b>45.614</b>	40.413
3	1	2:08.952	39.443	47.706	41.803	8	1	2:34.166	39.624	1:01.087	53.455
4	1	2:06.720	39.727	46.966	<b>40.027</b>	9	1	2:11.790	44.722	46.801	40.267
5	1	2:07.361	40.276	46.764	40.321						

33 Nikodem Wierzbicki (POL) (Ford Fiesta)						Theoretische Bestzeit: 2:02.479					
Lap	D	Time	S1	S2	S3	Lap	D	Time	S1	S2	S3
1	1	2:27.988		46.191	41.421	6	1	3:51.561	2:24.809	47.119	39.633
2	1	2:04.964	39.569	45.920	39.475	7	1	2:38.958	39.008	58.809	1:01.141
3	1	2:03.985	38.984	<b>44.613</b>		8	1	2:27.252	59.442	47.777	
4	1	2:05.082	39.485	45.892	39.705	9	1	<b>2:02.943</b>	<b>38.842</b>	45.077	<b>39.024</b>
5	1	2:13.450	39.453	45.842							

34 Stefan Barewijk (NLD) (Ford Fiesta)						Theoretische Bestzeit: 2:05.589					
Lap	D	Time	S1	S2	S3	Lap	D	Time	S1	S2	S3
1	1	2:55.852		49.909	40.568	6	1	2:05.639	<b>39.127</b>	<b>46.564</b>	
2	1	2:08.225	40.412	47.355	40.458	7	1	2:13.262	39.683	47.136	
3	1	2:07.130	39.306	47.854	39.970	8	1	4:05.797	2:32.540	52.038	41.219
4	1	<b>2:06.164</b>	39.224	47.042	<b>39.898</b>	9	1	2:09.644	40.700	48.420	
5	1	2:07.362	40.245	47.059	40.058						

49 Lisette Grinwis (NLD) (Ford Fiesta)						Theoretische Bestzeit: 2:08.413					
Lap	D	Time	S1	S2	S3	Lap	D	Time	S1	S2	S3
1	1	3:20.647		52.976	44.502	6	1	2:13.195	40.559	51.390	41.246
2	1	2:11.576	41.296	48.525	41.755	7	1	2:15.375	40.482	<b>47.363</b>	47.530
3	1	2:09.617	40.909	47.507	41.201	8	1	2:44.918	56.759	1:07.188	40.971
4	1	2:10.873	41.824	47.631	41.418	9	1	<b>2:08.707</b>	40.377	47.603	<b>40.727</b>
5	1	2:10.277	<b>40.323</b>	47.719	42.235						

65 Esmee Kosterman (NLD) (Ford Fiesta)						Theoretische Bestzeit: 2:06.902					
Lap	D	Time	S1	S2	S3	Lap	D	Time	S1	S2	S3
1	1	2:52.105		48.968	41.057	5	1	<b>2:07.080</b>	<b>39.727</b>	<b>46.697</b>	40.656
2	1	2:09.670	40.252	47.331	42.087	6	1	2:07.919	40.391	47.050	<b>40.478</b>
3	1	2:07.570	39.786	46.921	40.863	7	1	2:21.307	40.849	48.250	
4	1	2:13.049	40.180	52.075	40.794	8	1	4:40.469	3:06.877	51.937	41.655

77 Aleksander Olejniczak (POL) (Ford Fiesta)						Theoretische Bestzeit: 2:04.934					
Lap	D	Time	S1	S2	S3	Lap	D	Time	S1	S2	S3
1	1	2:43.315		50.022	41.887	6	1	<b>2:05.684</b>	<b>38.773</b>	46.644	40.267
2	1	2:07.388	39.433	47.460	40.495	7	1	2:05.715	38.970	<b>46.170</b>	40.575
3	1	2:05.871	39.080	46.800	<b>39.991</b>	8	1	2:43.665	39.435	1:06.311	57.919
4	1	2:06.531	39.286	47.131	40.114	9	1	2:12.417	46.006	46.250	40.161
5	1	2:05.946	39.079	46.368	40.499						

80 Johan Land (POL) (Ford Fiesta)						Theoretische Bestzeit: 2:08.723					
Lap	D	Time	S1	S2	S3	Lap	D	Time	S1	S2	S3
1	1	2:50.546		52.558		5	1	2:18.742	<b>40.435</b>	<b>47.349</b>	
2	1	2:29.860	59.671	49.154	41.035	6	1	3:44.091	2:12.351	50.265	41.475
3	1	2:10.084	41.358	47.601	41.125	7	1	2:51.622	52.791	1:09.339	49.492
4	1	2:11.090	42.610	47.541	<b>40.939</b>	8	1	<b>2:10.009</b>	40.543	48.385	41.081

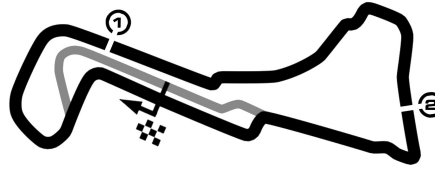
84 Gianni van de Craats (NLD) (Ford Fiesta)						Theoretische Bestzeit: 2:08.071					
Lap	D	Time	S1	S2	S3	Lap	D	Time	S1	S2	S3
1	1	3:00.984		51.511	42.262	5	1	<b>2:08.109</b>	<b>39.758</b>	<b>47.009</b>	41.342
2	1	2:11.144	41.001	48.688	41.455	6	1	2:44.388	39.954	1:06.880	57.554
3	1	3:09.943	40.268	52.997		7	1	2:22.858	52.847	48.354	41.657
4	1	4:47.837	3:17.230	49.303	<b>41.304</b>						

# H. ESSERS Belgian Truck Grand Prix

Circuit Zolder, length 4000 m

10. - 12. September 2021

Ford Fiesta Sprint Cup NL B



## Lap Analysis qualifying, 11.09.2021

-Reg.No.: C-Z-BTGP-SUP-028

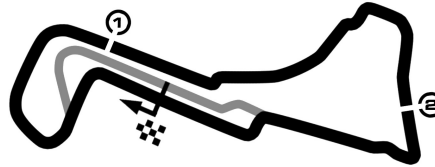
86 Kristoff Cox (BEL) (Ford Fiesta)						Theoretische Bestzeit: 2:07.876					
Lap	D	Time	S1	S2	S3	Lap	D	Time	S1	S2	S3
1	1	2:44.052		51.342	43.331	6	1	2:09.436	40.780	47.494	41.162
2	1	2:13.843	41.667	51.033	41.143	7	1	<b>2:08.178</b>	<b>40.408</b>	<b>46.907</b>	40.863
3	1	2:15.795	41.060	53.043	41.692	8	1	2:53.217	52.964	1:11.474	48.779
4	1	2:11.895	41.821	48.474	41.600	9	1	2:09.744	41.047	48.136	<b>40.561</b>
5	1	2:10.324	41.409	48.109	40.806						

# H. ESSERS Belgian Truck Grand Prix

Circuit Zolder, length 4000 m

10. - 12. September 2021

Ford Fiesta Sprint Cup NL B



## Lap Analysis qualifying, 11.09.2021

-Reg.No.: C-Z-BTGP-SUP-028

### 90 Polle Geusens (BEL) (Ford Fiesta)

Theoretische Bestzeit: 2:04.908

Lap	D	Time	S1	S2	S3	Lap	D	Time	S1	S2	S3
1	1	3:31.078		52.459	41.039	5	1	2:06.543	39.882	46.713	39.948
2	1	2:08.239	40.717	47.014	40.508	6	1	2:05.464	39.569	<b>46.079</b>	39.816
3	1	2:06.969	40.239	46.801	39.929	7	1	4:46.698	39.956	3:24.408	42.334
4	1	2:07.836	40.571	46.644	40.621	8	1	<b>2:04.978</b>	<b>39.458</b>	46.149	<b>39.371</b>

### 95 Wim Coekelbergs (BEL) (Ford Fiesta)

Theoretische Bestzeit: 2:08.843

Lap	D	Time	S1	S2	S3	Lap	D	Time	S1	S2	S3
1	1	2:54.169				4	1	8:17.670	6:37.953	55.921	43.796
2	1	<b>2:09.223</b>	39.954	<b>48.235</b>	<b>41.034</b>	5	1	2:51.890	51.396	1:08.416	52.078
3	1	2:28.908	<b>39.574</b>	58.666		6	1	2:12.318	41.118	49.347	41.853

### 97 Tomas De Backer (BEL) (Ford Fiesta)

Theoretische Bestzeit: 2:04.498

Lap	D	Time	S1	S2	S3	Lap	D	Time	S1	S2	S3
1	1	2:34.302		50.538	40.304	6	1	2:12.497	39.398	46.236	
2	1	2:06.121	39.882	46.131	40.108	7	1	4:22.856	2:18.146	1:02.869	1:01.841
3	1	<b>2:04.780</b>	<b>38.928</b>	<b>45.584</b>	40.268	8	1	2:20.186	52.480	47.720	<b>39.986</b>
4	1	2:07.328	39.396	45.969	41.963	9	1	2:13.405	39.040	46.076	
5	1	2:14.223	41.811	48.139	44.273						

### 98 Philippe Huart (BEL) (Ford Fiesta)

Theoretische Bestzeit: 2:03.837

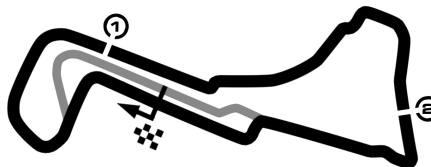
Lap	D	Time	S1	S2	S3	Lap	D	Time	S1	S2	S3
1	1	2:37.293		48.277	40.283	6	1	2:04.712	39.021	45.778	39.913
2	1	<b>2:04.030</b>	<b>38.768</b>	45.605	39.657	7	1	2:06.834	39.511	46.914	40.409
3	1	2:04.401	38.991	45.789	39.621	8	1	2:31.229	39.018	58.797	53.414
4	1	2:05.762	39.776	46.193	39.793	9	1	2:18.506	53.437	<b>45.525</b>	<b>39.544</b>
5	1	2:11.235	42.193	47.775	41.267						

# H. ESSERS Belgian Truck Grand Prix

Circuit Zolder, length 4000 m

10. - 12. September 2021

Ford Fiesta Sprint Cup NL B



## Best Sector Times qualifying

-Reg.No.: C-Z-BTGP-SUP-028

Pos.	sector 1			sector 2			sector 3			theoretical and best lap time				
	No	Driver	Time	No	Driver	Time	No	Driver	Time	No	Driver	theoretical	Best	Pos
1	1	de Wit L.	38.596	33	Wierzbicki N.	44.613	33	Wierzbicki N.	39.024	33	Wierzbicki N.	2:02.479	2:02.943	1
2	22	De Laet M.	38.718	1	de Wit L.	45.197	90	Geusens P.	39.371	1	de Wit L.	2:03.302	2:03.302	2
3	98	Huart P.	38.768	29	Vanspringel N.	45.396	3	Herremans K.	39.415	22	De Laet M.	2:03.813	2:04.303	5
4	77	Olejniczak A.	38.773	98	Huart P.	45.525	22	De Laet M.	39.418	98	Huart P.	2:03.837	2:04.030	3
5	19	De Witte M.	38.823	3	Herremans K.	45.579	11	Planckaert J.	39.453	3	Herremans K.	2:04.041	2:04.248	4
6	33	Wierzbicki N.	38.842	97	De Backer T.	45.584	1	de Wit L.	39.509	29	Vanspringel N.	2:04.322	2:04.358	6
7	97	De Backer T.	38.928	30	Vanspringel G.	45.614	98	Huart P.	39.544	19	De Witte M.	2:04.488	2:04.667	8
8	29	Vanspringel N.	38.935	22	De Laet M.	45.677	19	De Witte M.	39.661	97	De Backer T.	2:04.498	2:04.780	9
9	3	Herremans K.	39.047	11	Planckaert J.	45.838	34	Barewijk S.	39.898	11	Planckaert J.	2:04.561	2:04.605	7
10	34	Barewijk S.	39.127	19	De Witte M.	46.004	97	De Backer T.	39.986	30	Vanspringel G.	2:04.814	2:05.800	12
11	30	Vanspringel G.	39.173	90	Geusens P.	46.079	77	Olejniczak A.	39.991	90	Geusens P.	2:04.908	2:04.978	10
12	11	Planckaert J.	39.270	77	Olejniczak A.	46.170	29	Vanspringel N.	39.991	77	Olejniczak A.	2:04.934	2:05.684	11
13	90	Geusens P.	39.458	34	Barewijk S.	46.564	30	Vanspringel G.	40.027	34	Barewijk S.	2:05.589	2:06.164	13
14	95	Coekelbergs W.	39.574	65	Kosterman E.	46.697	14	Borgmans A.	40.319	14	Borgmans A.	2:06.769	2:07.018	14
15	14	Borgmans A.	39.613	4	Feyaerts T.	46.826	4	Feyaerts T.	40.353	65	Kosterman E.	2:06.902	2:07.080	15
16	65	Kosterman E.	39.727	14	Borgmans A.	46.837	65	Kosterman E.	40.478	4	Feyaerts T.	2:07.757	2:07.757	16
17	84	van de Craats G.	39.758	86	Cox K.	46.907	86	Cox K.	40.561	86	Cox K.	2:07.876	2:08.178	18
18	49	Grinwis L.	40.323	28	Van Loo J.	46.994	49	Grinwis L.	40.727	84	van de Craats G.	2:08.071	2:08.109	17
19	86	Cox K.	40.408	84	van de Craats G.	47.009	80	Land J.	40.939	49	Grinwis L.	2:08.413	2:08.707	19
20	80	Land J.	40.435	80	Land J.	47.349	95	Coekelbergs W.	41.034	28	Van Loo J.	2:08.672	2:17.395	22
21	4	Feyaerts T.	40.578	49	Grinwis L.	47.363	28	Van Loo J.	41.071	80	Land J.	2:08.723	2:10.009	21
22	28	Van Loo J.	40.607	95	Coekelbergs W.	48.235	84	van de Craats G.	41.304	95	Coekelbergs W.	2:08.843	2:09.223	20